

# First Destination Report

*Class of 2021*



## COE COLLEGE

---

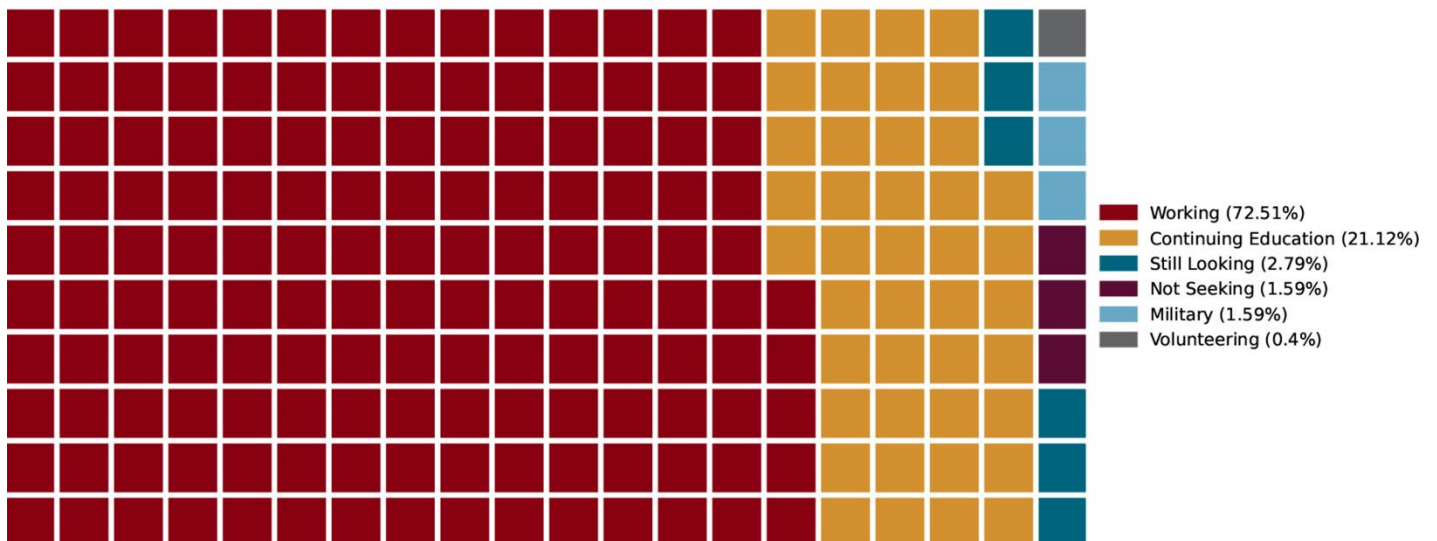
Coe makes it possible. You make it happen.

## Current Activity

*The knowledge rate of the Class of 2021 is 91.6% (251 of 274 graduates). There is no information available for 8.4% of the class. Percentages reported here reflect the knowledge rate of the college, not the total graduating class.*

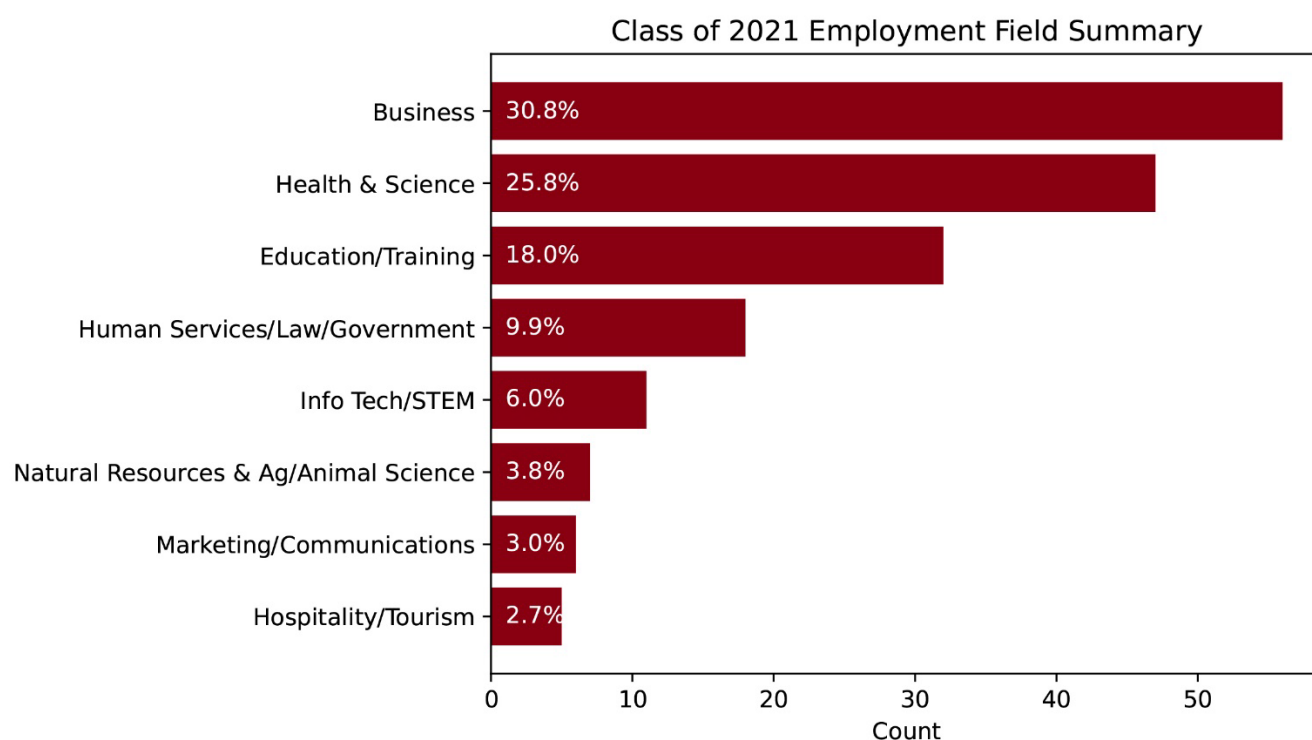
- 95.26% of respondents reported engagement in productive post-graduation activity such as employment, graduate/professional school, scholarship/fellowship, or military.
- 2.79% of respondents reported that they were still seeking employment or graduate programs six months after graduation.

## Class of 2021 Current Activity Summary



## Employment

- 94% of respondents who were working reported employment in full-time positions.
- Slightly over 1/4 of the graduates (28.57%) entering the workforce reported a salary on the survey. The 41.49% of respondents who did share salary information reported an annual salary at \$40,000 or higher.
- The most commonly-reported employment fields were Business (30.8%), Health & Science (25.8%), and Education & Training (18%).



## Sample of Reported Job Titles

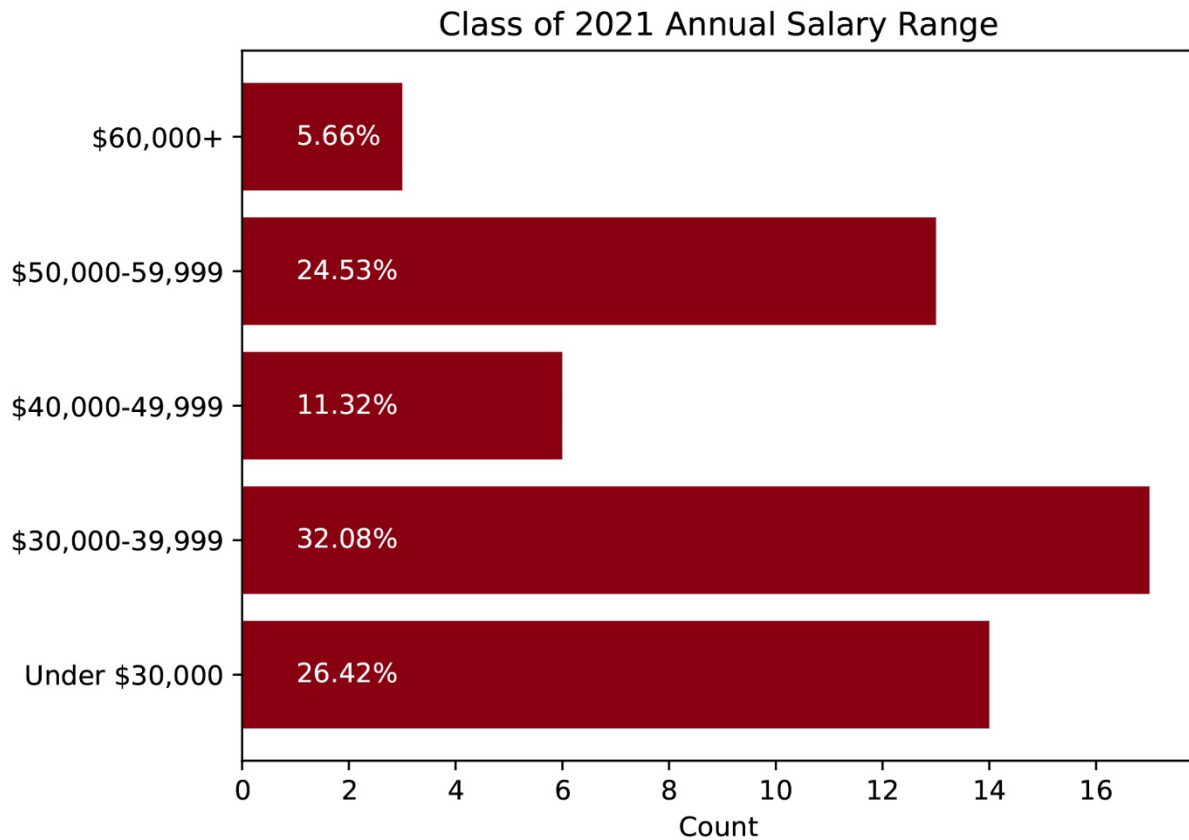
Accountant	Data Verification Specialist
Admission Counselor	First Impression Specialist
Advertisement Operator / Art Director	Full-Stack Developer
Assistant to Physician	English Teacher
Associate Analytical Chemist	High School PE Teacher and Coach
Associate Operations Manager	Insurance Salesman
Associate Software Developer	Investigative Specialist
Athletic Trainer	Investment Assistant
Aviation Pilot Officer Candidate	K-12 Orchestra and General Music Teacher
Brand Marketing Specialist	Life Enrichment Coordinator
Civil Litigation Paralegal	Logistics Account Specialist
Clinical Site Coordinator	Microbiology Technician
College Possible Coach	Middle School Spanish Teacher
Credit Analyst	Network Technician

NICU Nurse  
Oncology Registered Nurse  
Patient Care Technician  
Performer at Disney World  
Personal Trainer  
Phlebotomist  
Project Manager  
Recovery Advocate  
Recruiter

Registered Nurse  
Research Analyst  
Sales Executive  
Sheriff  
Social Media Marketing  
Supply Chain Specialist  
Technical Writer  
Veterinary Assistant  
Youth Counselor

### Annual Salary Range

*This was an optional question; these figures represent 52 members of the Class of 2021 who chose to report their salary information in the survey.*



## Graduate Field of Study

Reported post-graduate fields of study were STEM [Science, Technology, Engineering & Math] (39.6%), Education/Social Science (22.6%), Medicine/Health (18.87%), Business (9.43%), Humanities/Communications (5.66%), and Law (3.77%)

## Class of 2021 Graduate Field of Study



## Graduate Programs

Applied Economics	Epidemiology
Art Therapy	Exercise Physiology
Arts Management	Law
Athletic Training	Marriage and Family Counseling
Biostatistics	Athletic Leadership
Clinical Mental Health Counseling	Materials Science Engineering
Computer Science	Financial Analytics
Condense Matter Physics	Occupational Therapy
Cyber Security	Organizational Sciences
Data Science	Physical Therapy
Ecosystem Science	Psychology
Education	Student Affairs in Higher Education
Environmental Chemistry	Urban and Regional Planning

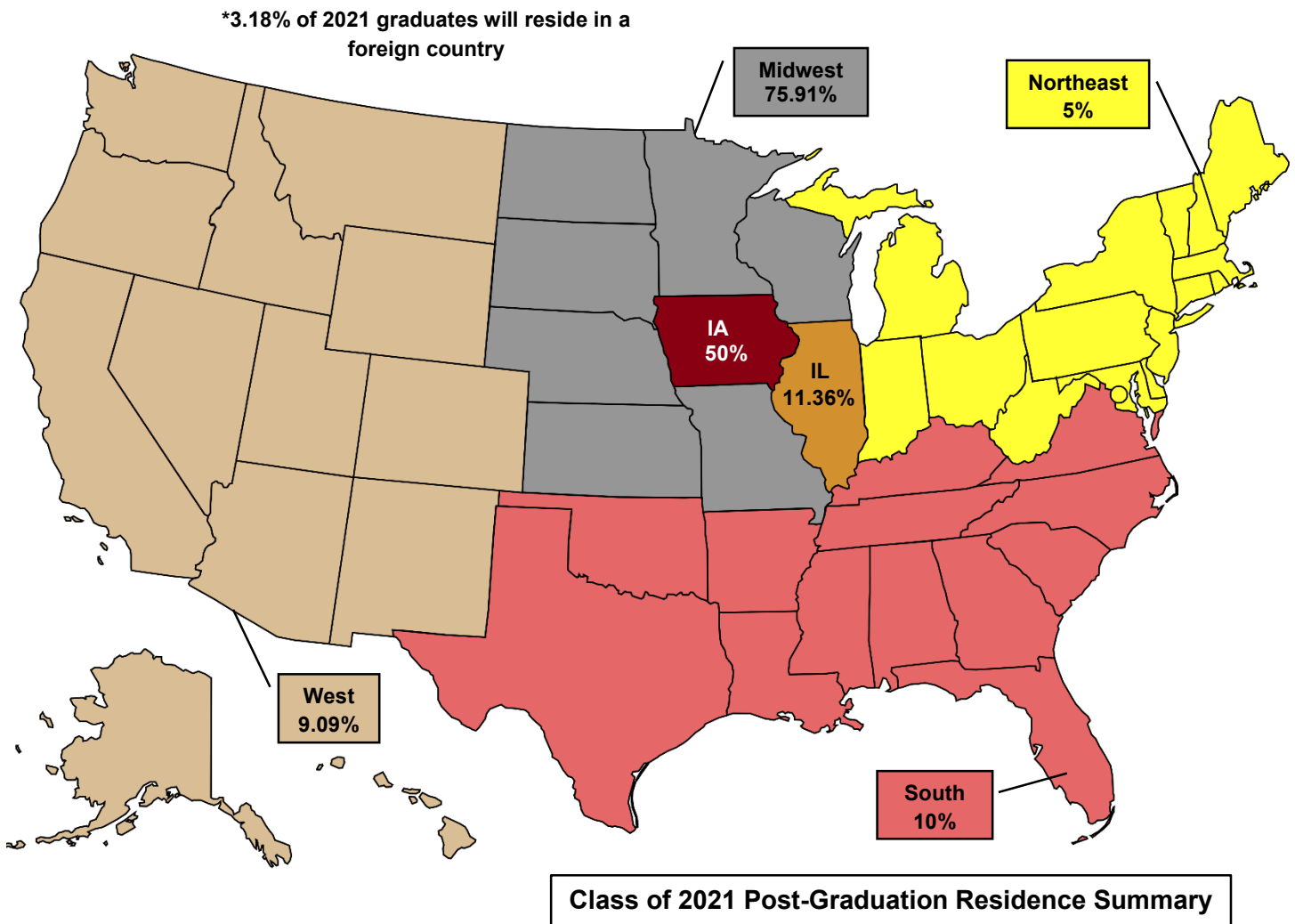
## Graduate Schools

Adler University  
Arizona State University  
Boise State University  
Clemson University  
Cornell University  
George Mason University  
Georgetown University  
Illinois State University  
Iowa State University  
Marquette University  
New York University  
Pennsylvania State University  
Smith College  
St. Ambrose University  
St. Mary's University  
Texas A&M University

Trent University  
University of California – Davis  
University of California – Riverside  
University of Chicago  
University of Dubuque  
University of Hawaii – Manoa  
University of Illinois – Chicago  
University of Iowa  
University of Michigan  
University of Missouri  
University of North Carolina – Charlotte  
University of Northern Iowa  
University of Wisconsin – Madison  
Washington University, St. Louis  
West Texas A&M University

## Post-Graduation Residence

- 50% of the those reporting post-graduate residence in the Class of 2021 reported staying in Iowa to live, work or go to graduate/professional school
- 73% of those choosing to reside in Iowa are living and working in the Creative Corridor (Cedar Rapids/Iowa City area).



C3: Creativity, Careers, Community collected and compiled information about the post-graduation activities of the Class of 2021 within 6-9 months of graduation. We gained knowledge of 251 of the 274 total graduates (approximately 92% of the class) through the Senior Survey (May 2021), the First Destination Survey (Dec 2021), or through sources such as social networking websites and information from Coe faculty and staff.

Questions related to this report may be directed to the Coe College C3: Creativity, Careers, Community.

Coe College C3: Creativity, Careers, Community

McCabe Hall

1220 First Avenue NE

Cedar Rapids, IA 52402 USA

319-399-8581

<https://www.coe.edu/academics/coe-difference-centers-and-programs/center-creativity-careers>