

First Destination Report

Class of 2020



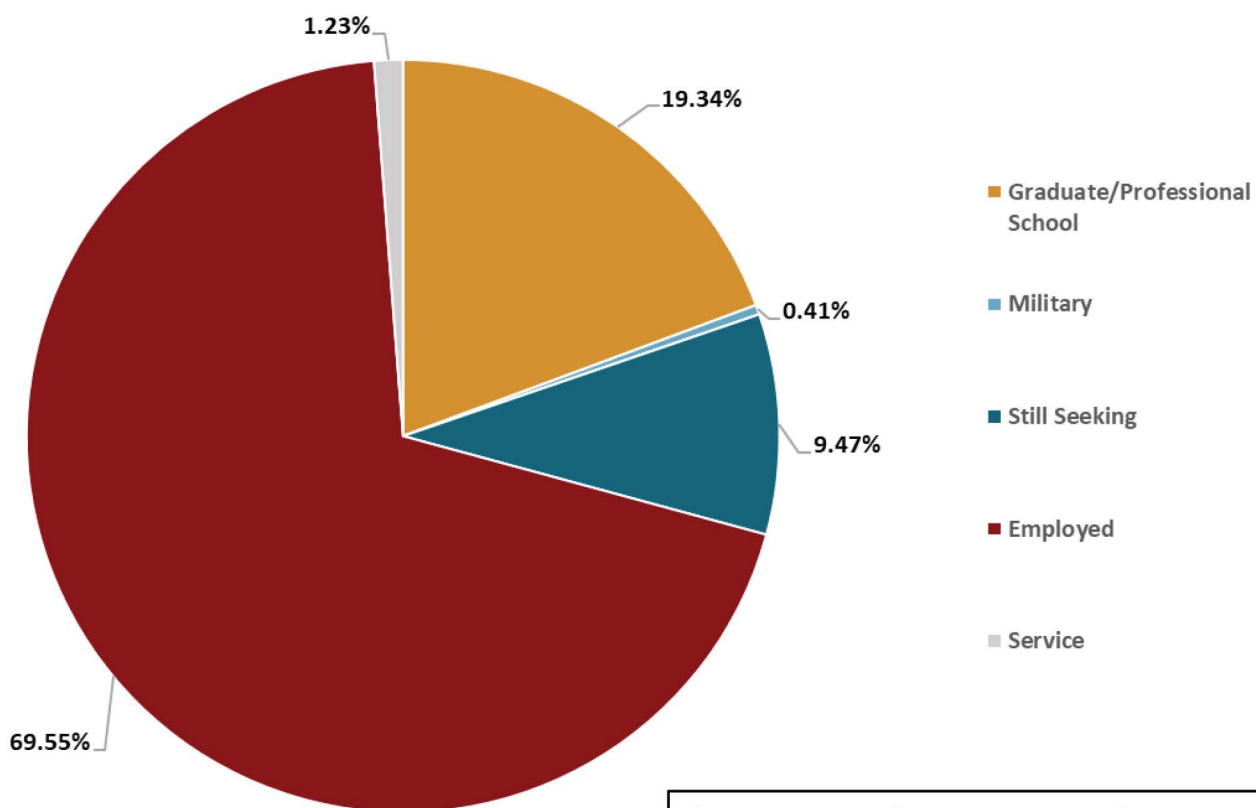
COE COLLEGE

Coe makes it possible. You make it happen.

Current Activity

The knowledge rate of the Class of 2020 is 93.5% (243 of 260 graduates). There is no information available for 6.5% of the class. Percentages reported here reflect the knowledge rate of the college, not the total graduating class.

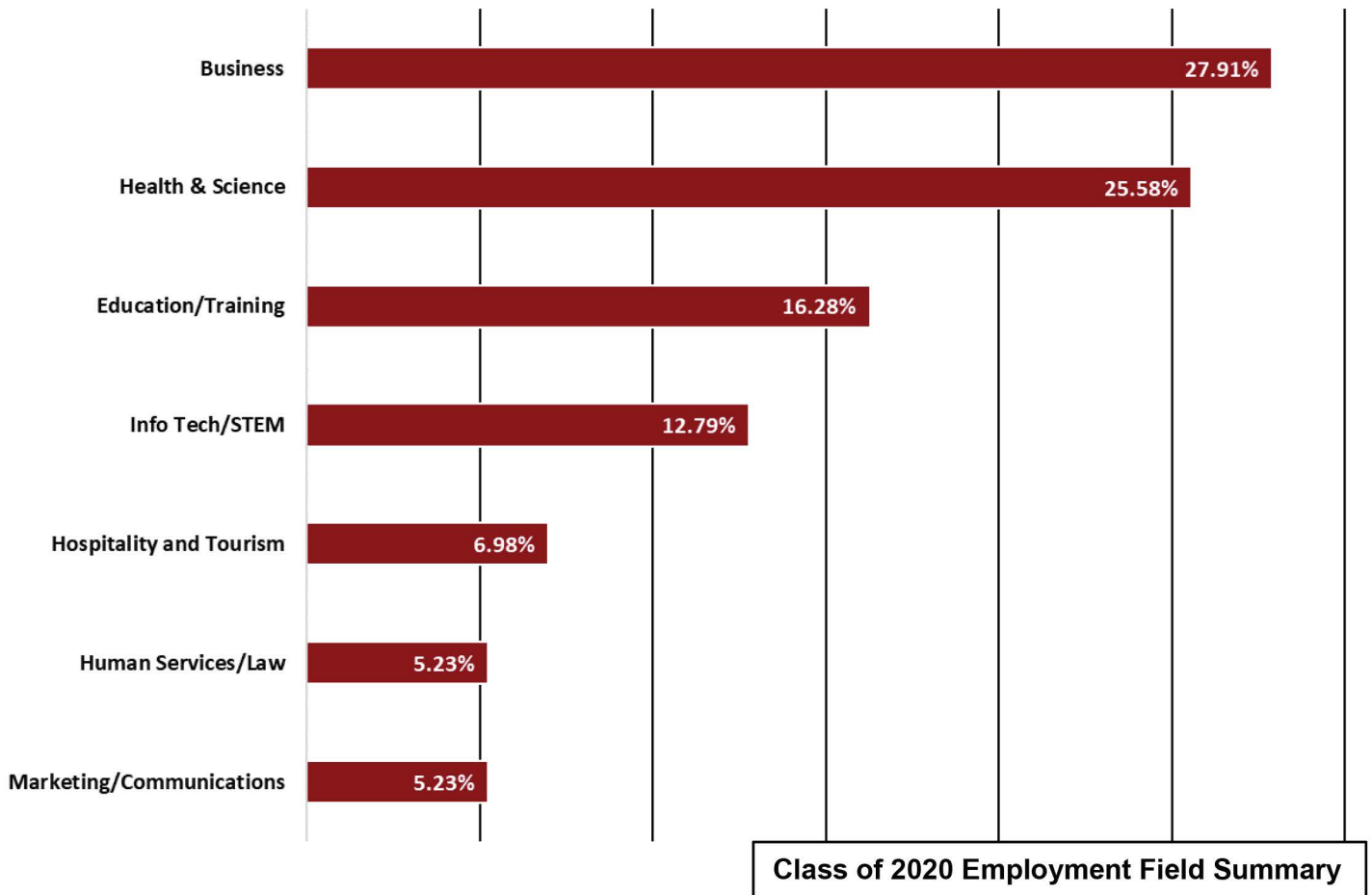
- 90.53% of respondents reported engagement in productive post-graduation activity such as employment, graduate/professional school, scholarship/fellowship, or military.
 - 1.23% entered into a full-time service program; Coe produced three Fulbright Scholars.
- 9.47% of respondents reported that they were still seeking employment or graduate programs six months after graduation.



Class of 2020 Current Activity Summary

Employment

- 93.02% of respondents who were working reported employment in full-time positions.
- 63.24% of respondents who shared salary information reported an annual salary greater than \$40,000.
- The most commonly-reported employment fields were Business (27.91%), Health & Science (25.58%), and Education/Training (16.28%).

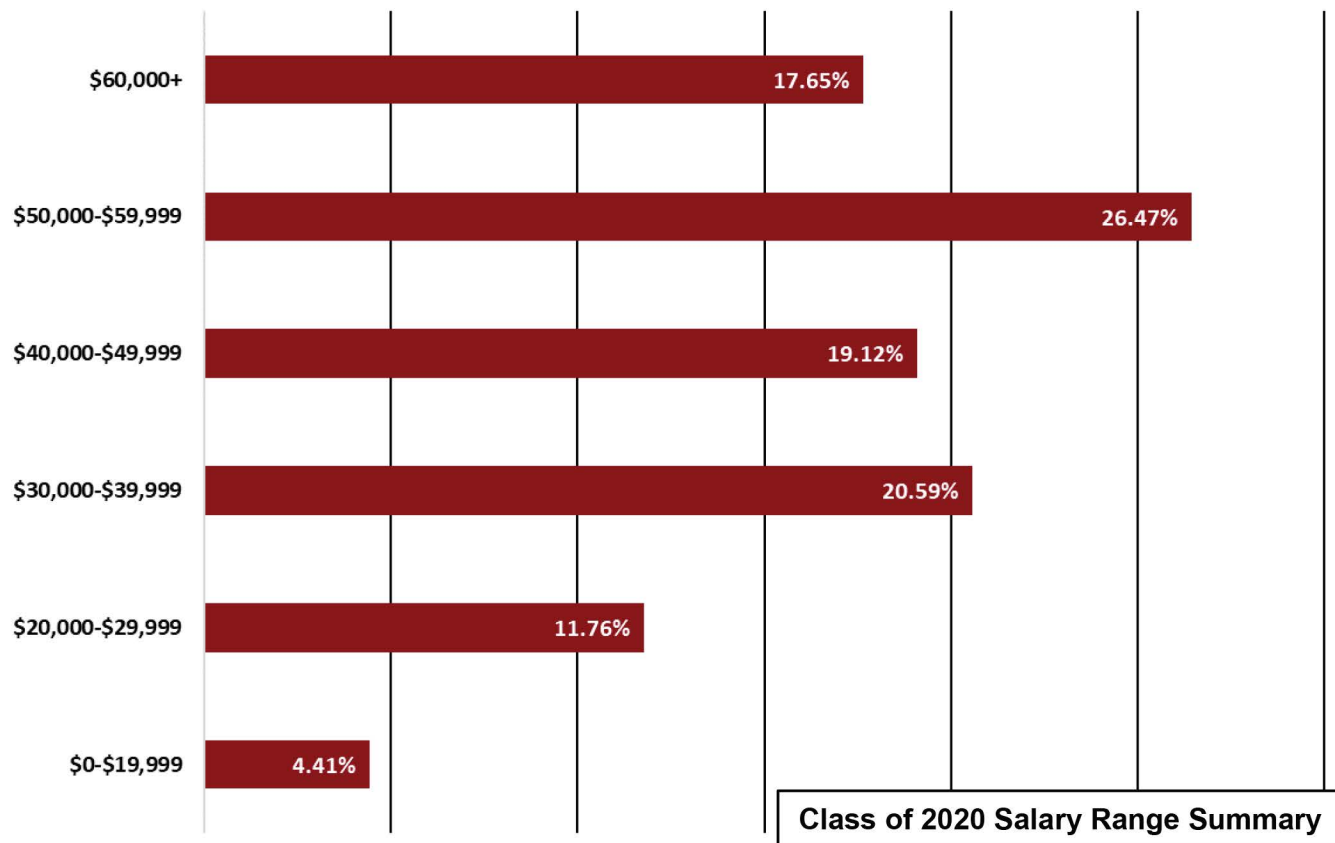


Sample of Reported Job Titles

2nd Grade Teacher	Insurance Associate
Accident & Life Insurance Salesman	Job Recruiter
Account Executive	Laboratory Technician
Accountant	Loan Processor
Admissions Counselor	Manufacturing Associate
Advisor	Marketing & Communications Specialist
Agent Assistant	Marketing & Events Coordinator
Air Quality Specialist & Asbestos Site Supervisor	Medical Intensive Care Unit Registered Nurse
Application Developer	Middle School Teacher and Coach
Area Representative	Music Teacher
Assistant Facilities Operator	Musician
Associate Quality Assurance Engineer	Obstetrical Nurse
Assurance Associate	Operations Research Analyst
Athletic Trainer Intern	Overnight Staffing Assistance
Audit Associate	Pediatric Registered Nurse
Behavior Technician	Personal Financial Advisor
Billing Assistant	Pre-School Teacher
Biological Field Technician	President
Biomimicry Design Application	Project Scientist I
Brand Marketing Specialist	Quality Control Technician
Business Development Assistant	Registered Nurse
Carpenter	Research Assistant
Chemist	Research Intern
Clinical Laboratory Technologist	Sales Representative Development Program
College Success Coach-Catalyze	Service Technician
Content Creator	Social Worker
Customer Service Representative	Software Consultant
Cytology Processing Lab Aide	Software Developer
Dietary Technician	Software Engineer
Direct Service Provider	Staff Accountant
Early Childhood Teacher	Store Manager
Elementary School Teacher	Supervisor
Emergency Medicine Research Intern	Tax Associate
English Teaching Assistant	Technical Account Manager
Financial Analyst	Technician I
Formulations Technician	Temporary Accounting Support
Head of Employee Resident Relations	Trading Systems Analyst
High School Biology Teacher	Veterinary Assistant
HR Administrator	Youth Counselor

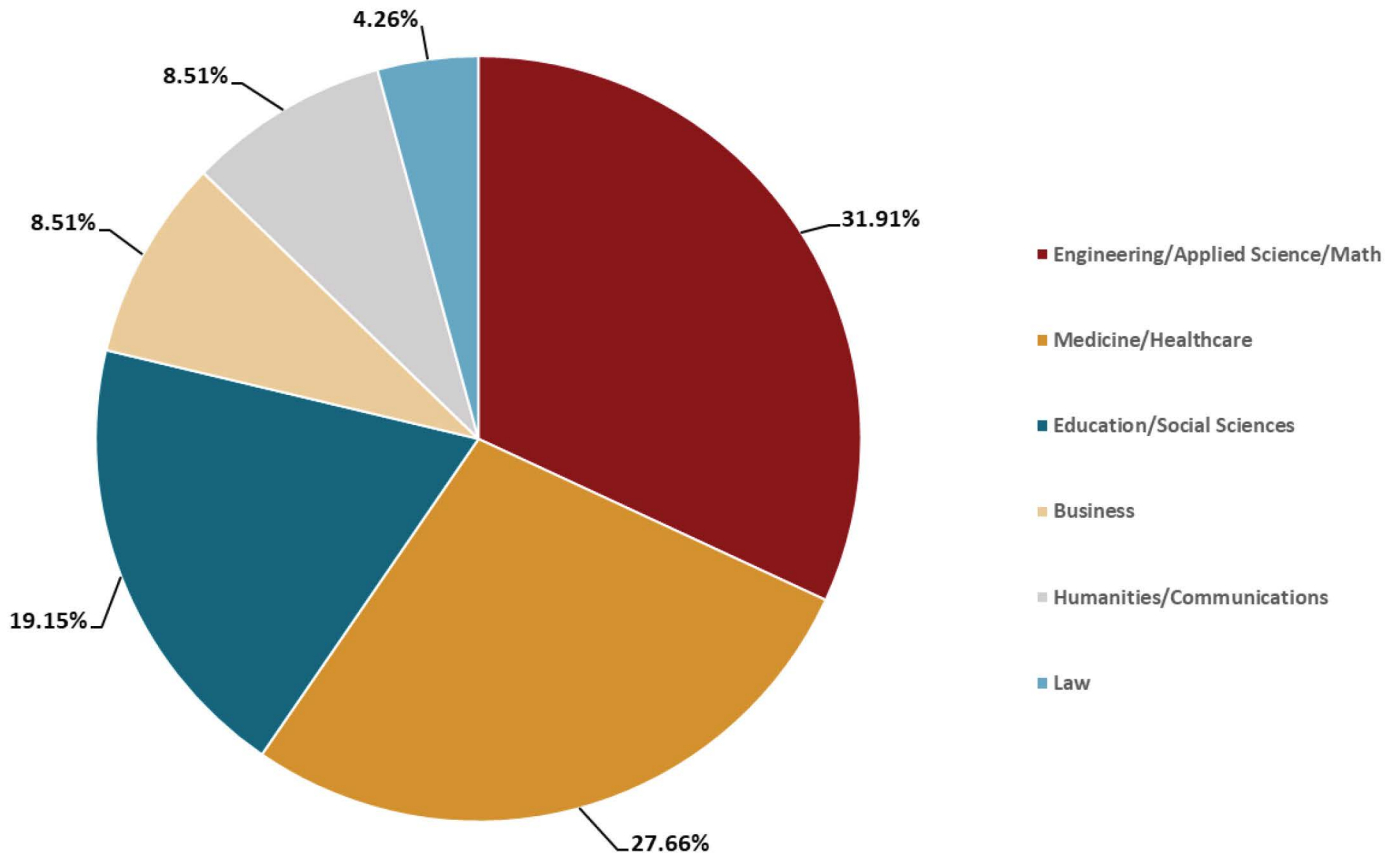
Annual Salary Range

- This was an optional question; these figures represent only the members of the Class of 2020 who chose to report their salary information in the survey.



Graduate Field of Study

- Reported post-graduate fields of study were Engineering/Applied Science (31.91%), Medicine/Health (27.66%), Education/Social Science (19.15%), Business (8.51%), Humanities/Communications (8.51%), and Law (4.26%)



Class of 2020 Graduate Field of Study Summary

Graduate Programs

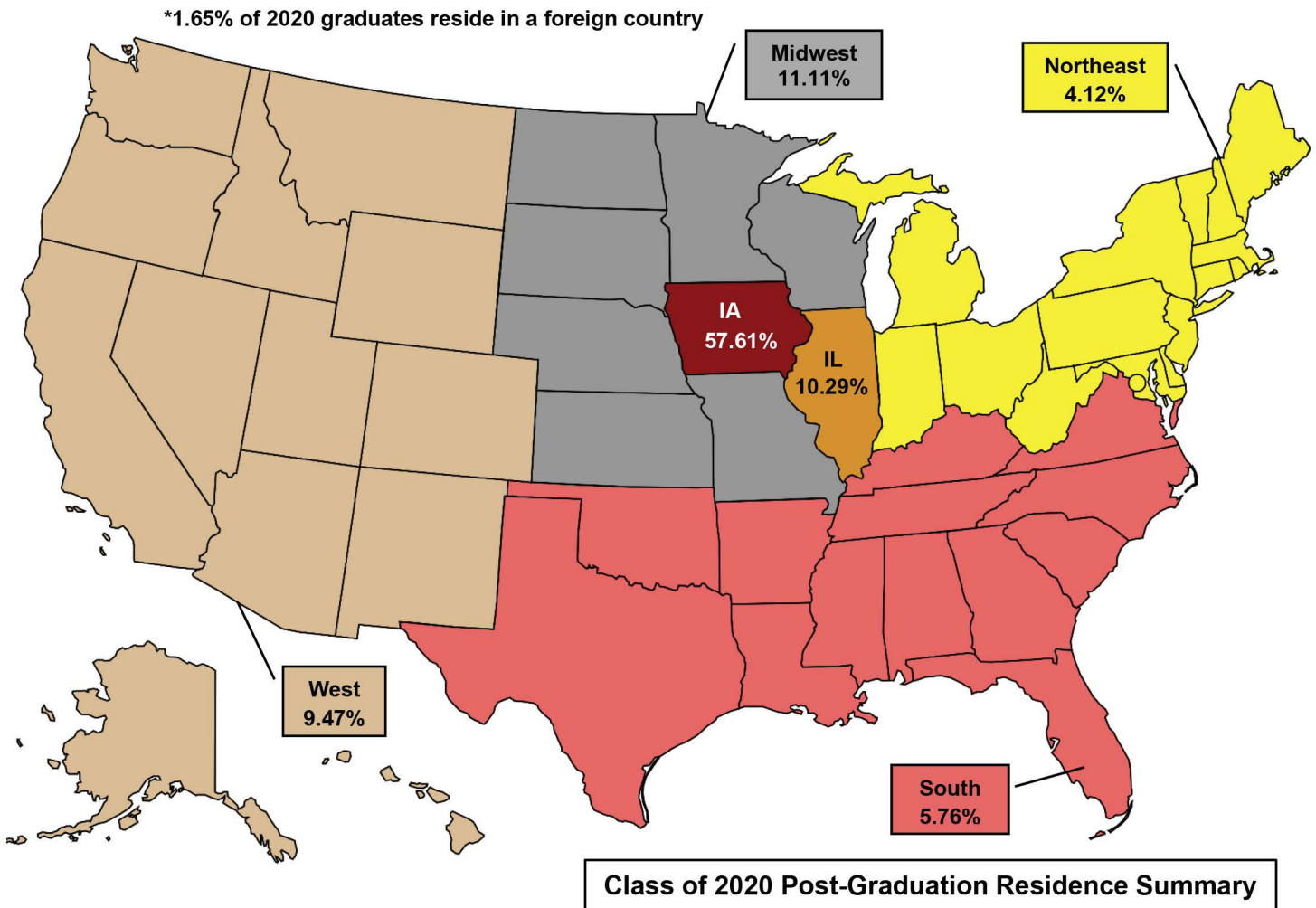
Accountancy	Law
Addiction Studies	Material Science Engineering
Biological Sciences	Mathematics
Biomedical sciences	Mechanical
Chemistry	Medical School
Cognitive Science	Mathematical Finance
Computer Science	Neuroscience
Counseling Psychology	Nursing
Counseling in Art Therapy	Pathology
Creative Writing	Physician
Dentistry	Physics
Chiropractic	Physics Research
Economics	Public Health
Electrical Engineering	Social Work
Elementary Education	Sports Management
Family and Juvenile Law	Statistics
Geography	Strategic Leadership
Healthcare Administration	Theatre Design & Technology
Journalism	

Graduate Schools

Boston University	Tulane University
Brown University	University of California Merced
College of Saint Mary	University of California Santa Barbara
Columbia University	University of Central Florida
Des Moines University	University of Central Missouri
Drake University	University of Colorado Boulder
Iowa State University	University of Iowa
Lewis & Clark College	University of Kansas
Macau University of Science and Technology	University of Nevada Reno
Mount Mercy University	University of New Haven
Northwestern Health Sciences University	University of Pittsburgh
Penn State College of Medicine	University of South Dakota
Pennsylvania State University	University of Wisconsin Madison
Syracuse University	Virginia Tech University

Post-Graduation Residence

- 57.61% of the Class of 2020 reported staying in Iowa to live, work or go to graduate/professional school.
- 39.51% are living and working in the Creative Corridor (Cedar Rapids/Iowa City area).



C3: Creativity, Careers, Community collected and compiled information about the post-graduation activities of the Class of 2020 within 6-9 months of graduation. We gained knowledge of 243 of the 260 total graduates (approximately 93.5% of the class) through the Senior Survey (May 2020), the First Destination Survey (Dec 2020), or through sources such as social networking websites and information from Coe faculty and staff.

Questions related to this report may be directed to the Coe College C3: Creativity, Careers, Community.

Coe College C3: Creativity, Careers, Community
McCabe Hall
1220 First Avenue NE
Cedar Rapids, IA 52402 USA
319-399-8581

<https://www.coe.edu/academics/coe-difference-centers-and-programs/center-creativity-careers>

April 2021