

First Destination Report

Class of 2014



COE COLLEGE

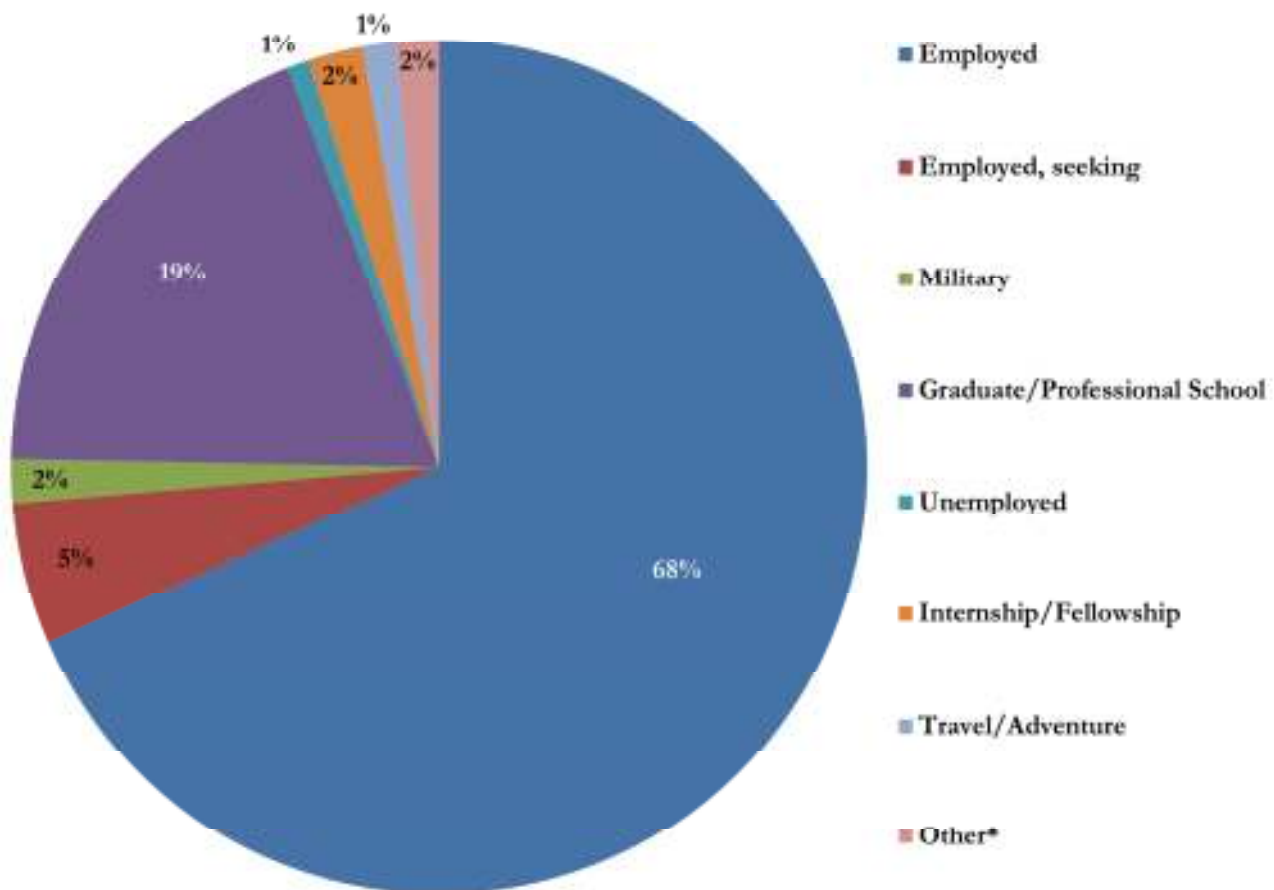
Coe makes it possible. You make it happen.

August 2015



Current Activity

- 98% of survey respondents reported engagement in productive post-graduation activity such as employment, graduate/professional school, military, or travel/adventure
- One percent of respondents reported that they were unemployed one year after graduation
- Five members of Coe's Class of 2014 were offered Fulbright Scholarships.

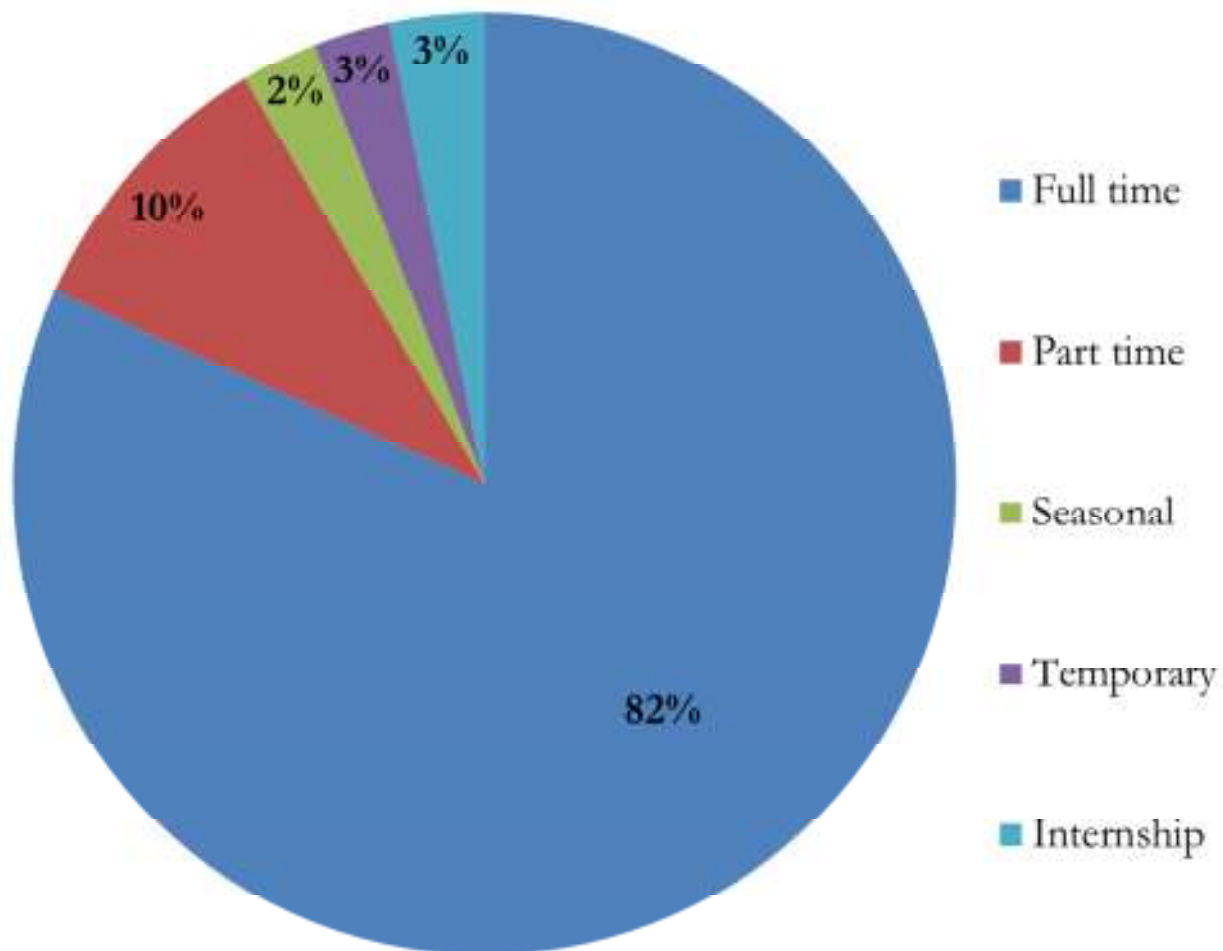


* "Other" activity reported by the Class of 2014 included plans to move soon and therefore seeking new employment opportunities, living in South America, and taking art classes in order to change professional fields.



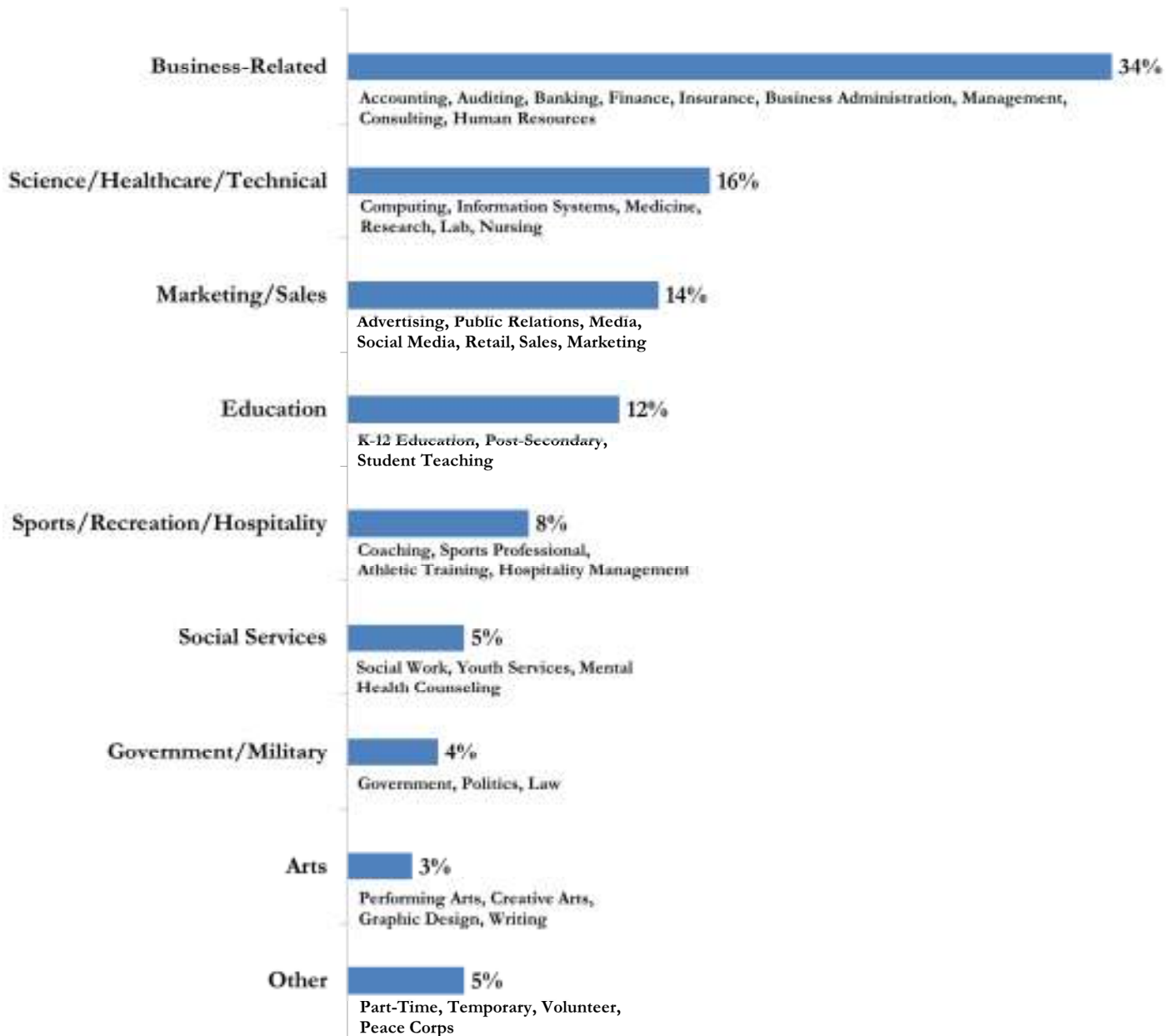
Employment

- 82% of respondents who were working reported employment in full-time, permanent positions.
- Over half of respondents reported an annual salary greater than \$30,000.
- 77% of those employed started their job searches either before or within three months after graduation
- 63% reported accepting their positions within three months of graduation.
- 64% of respondents cited a personal referral as the source of a job offer.
- The most commonly-reported employment fields were business-related (34%), science/healthcare/technical (16%), marketing/sales (14%), and education (12%).





Job Classifications*



* Percentages add up to 101% due to rounding.



Sample Job Titles

1 st Grade Teacher	Financial Specialist - Billing Operations
4th Grade Teacher/Coach	Foreign English Teacher
6 th -12 th Grade Vocal Director	French Teacher
Account Executive	Fulbright English Teacher in Malaysia
Account Representative	Funeral Director Apprentice
Admission Counselor	Graduate Assistantship
Affiliate Marketing Associate	Information Technology Career Foundation
Air Emissions Technician	Instrumental Music Teacher
Air Freight Coordinator	Internet Sales/Service Consultant
Alumni Relations Coordinator	Jr. Kindergarten Teacher
AmeriCorps Member	K-8 Music Teacher
Assistant Auditor	Kindergarten Teacher
Assistant Coach	Lab Assistant - Psychology
Assistant Production Manager	Lab Technician
Assurance Associate	Learning & Development Coordinator
Athletic Trainer	Legal Assistant
Benefits Eligibility Counselor	Library Reference Assistant
Brownfields Project Coordinator	Marketing Intern
Business Development Specialist	Member Service Representative
Business Owner	Musician
Business Support & Sales Associate	Operations Specialist
Cardiothoracic and Vascular Nurse	Patient Care Technician
Nursing Instructor	Personal Banker
Client Services Manager	Personal Investor Specialist
Clinical Nurse	Personal Trainer
Clinical Research Coordinator	Pharmacy Technician
College Access Coach	Procurement Coordinator
Commodities Trader	Product Manager
Community Engagement Assistant	Production Scientist
Community Technology Coordinator	Program Director
Corporate Secretary	Programmer
Department Secretary - Integrated Services	Property Manager
Digital Art Teacher	Psychiatric Rehab Services Coordinator
Director, Member Services	Quality Control Controller
English Teaching Assistant/ESL Tutor	Receiving Trainer
Family Resource Provider	Recruitment Specialist
Field Inspector	Staff Nurse
Financial Advisor/Analyst	Nursing Instructor

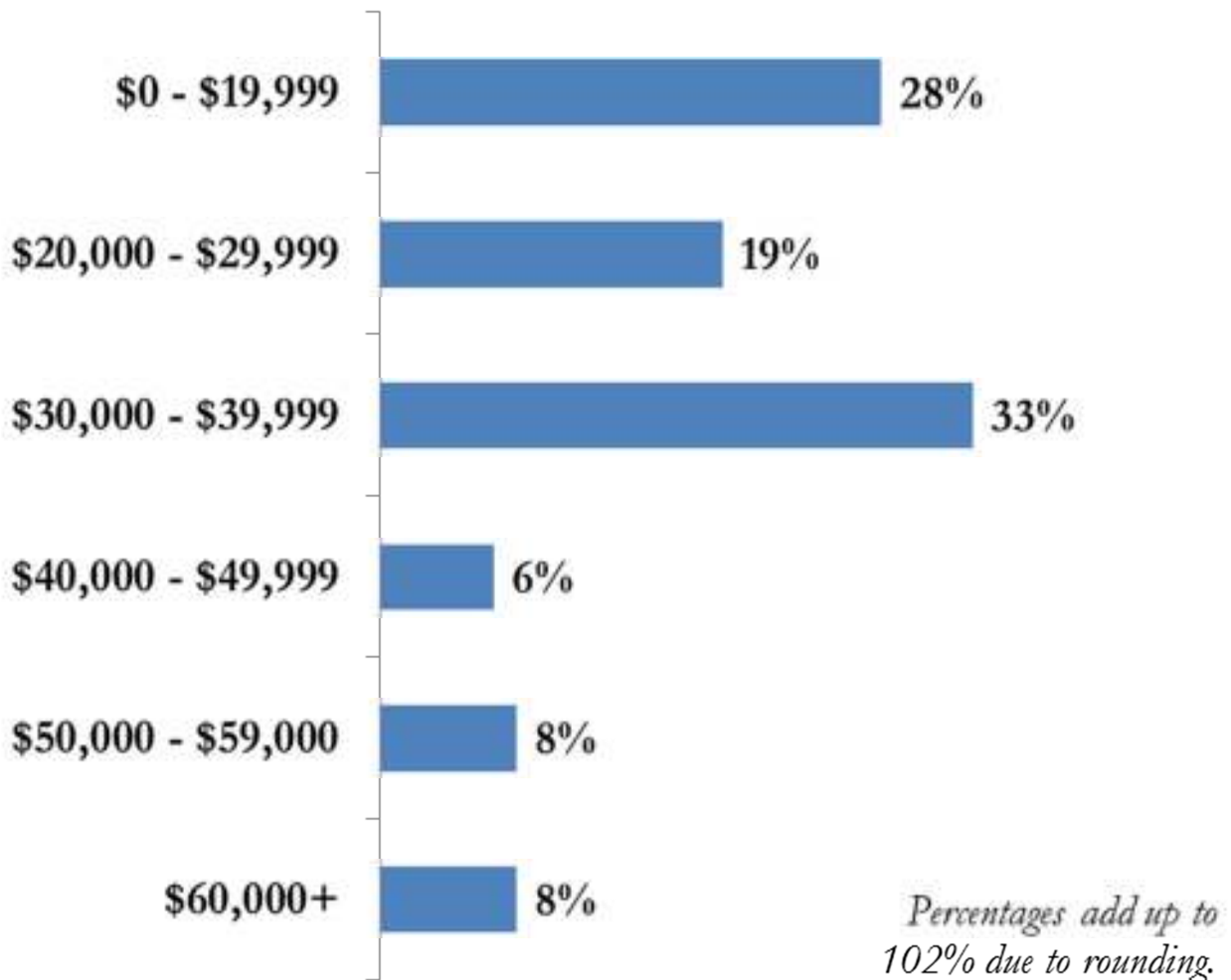


Registrar
Senior Counselor
Senior Producer, Branded Content
Service Coordinator
Software Developer/Analyst
Software Engineer
Staff Accountant
Supply Chain Management
Supported Community Living Associate
Teaching Fellow

Team Leader
Technical Writer/Research Writer
Tournament Coordinator
Treatment Counselor
Trust Operations Specialist
TV Producer and Journalist
Vocational Instructor
Volunteer Coordinator
Wardrobe Supervisor
Warehouse Manager



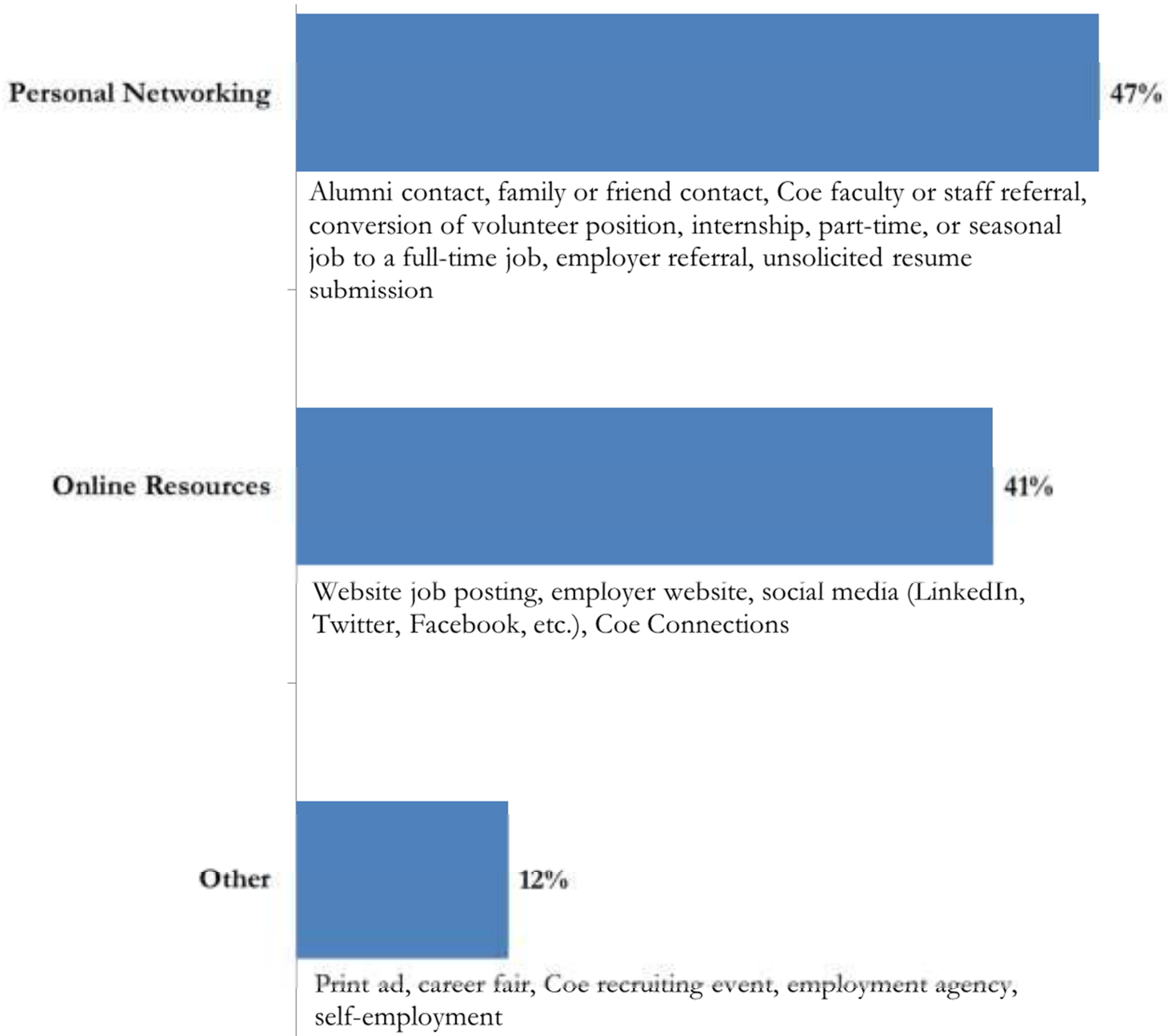
Annual Salary Range*



** This was an optional question: these figures represent the members of the Class of 2014 who chose to report their salary information in the survey.*



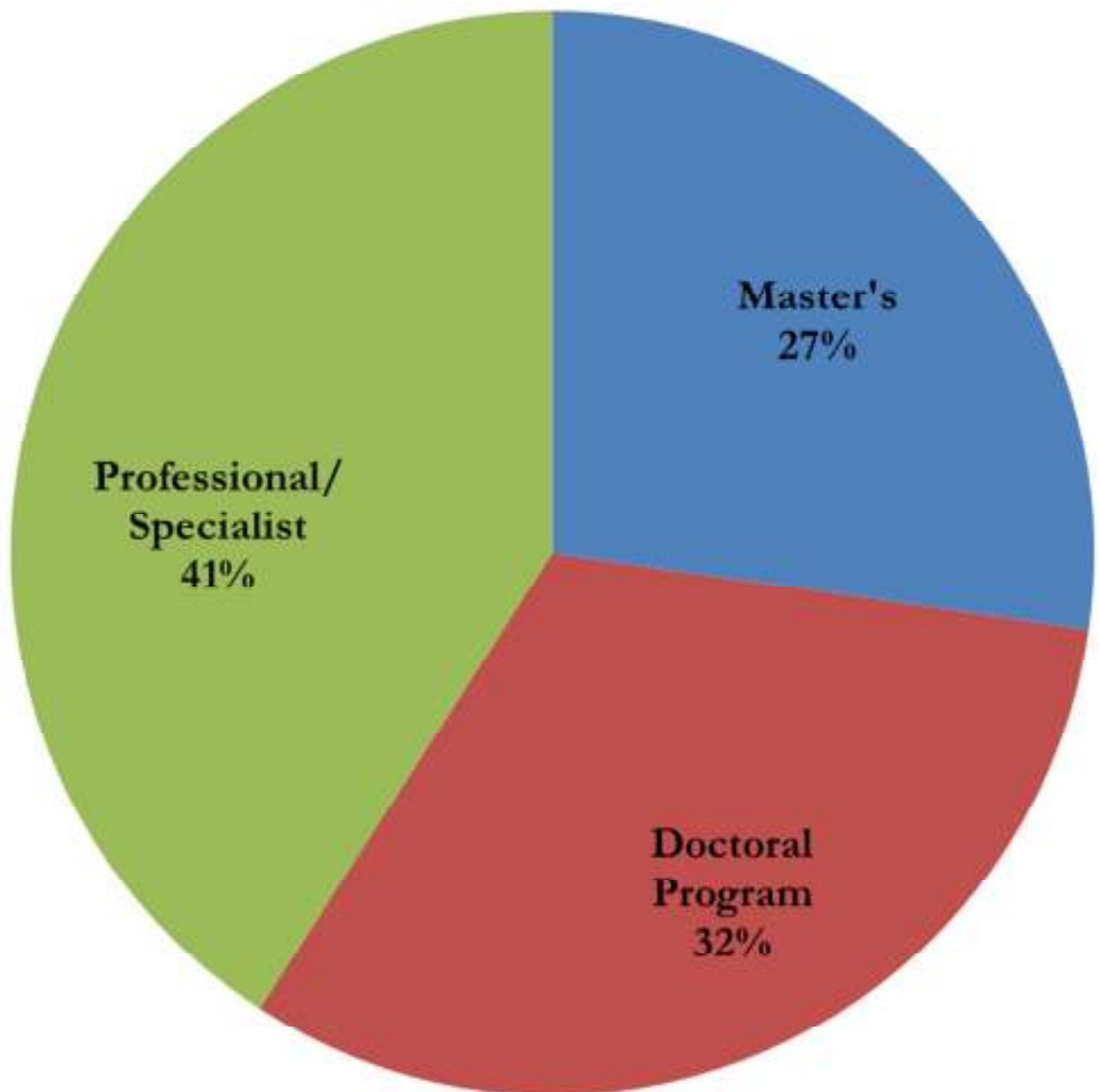
Job Lead Sources





Graduate/Professional School

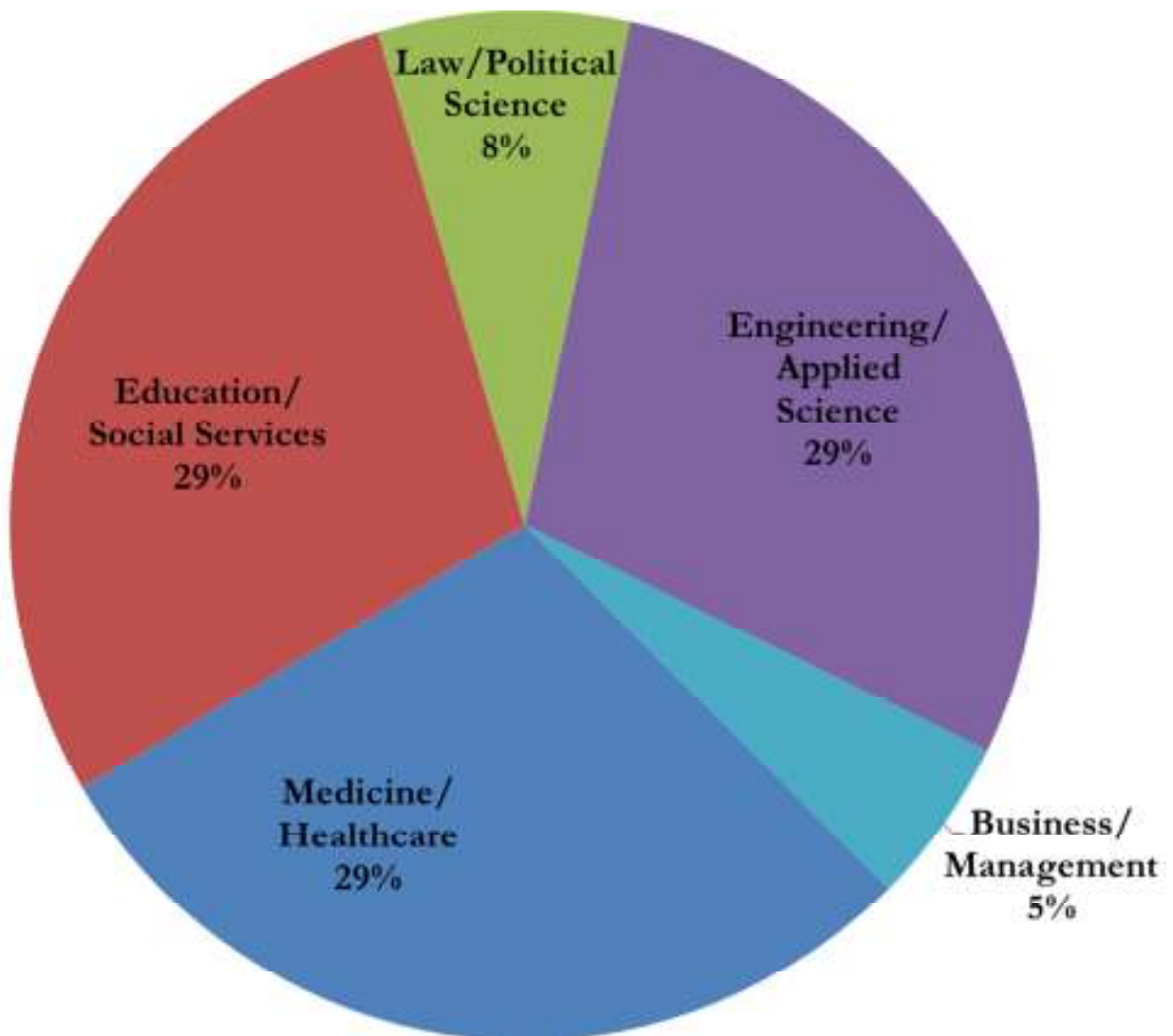
- 19% of respondents reported that they were in graduate or professional school.
- 41% of those attending graduate school were pursuing a professional degree such as medicine, law, or engineering.
- Nearly 1/3 of graduate school attendees were pursuing a PhD.





Graduate Field of Study

- Reported post-graduate fields of study were medicine/healthcare (29%), engineering/applied science (29%), education/social services (29%), law/political science (8%), and business/management (5%).





Class of 2014 Graduate Programs

Art Therapy
Athletic Training
Band Instrument Repair
Chemistry
Clinical Mental Health Counseling
Clinical Psychological Assessment
Computer Science
Counseling
Counseling and Student Affairs
Dentistry
Divinity
Economics
Educational Measurement
Emergency Medical Technician
Fire Science
Library and Information Science

Doctor of Medicine (MD)
Kinesiology
Law
Marriage and Family Therapy
Public Health
Materials Science & Engineering
Occupational Therapy Assistant
Physical Therapy
Physics
Political Science
Powerline Technology
Sociology
Special Education
Urban and Regional Planning
Veterinary Medicine

Class of 2014 Graduate Schools

Adler School of Professional Art Therapy
Arizona State University
Cal Tech
Central Connecticut State
Clemson University
Creighton University
Illinois Central College
Iowa State University
Johns Hopkins University
Minnesota State College Southeast Tech
Minnesota State University Moorhead
Mount Mercy University
North Carolina State University
Northwest Community College
Temple University

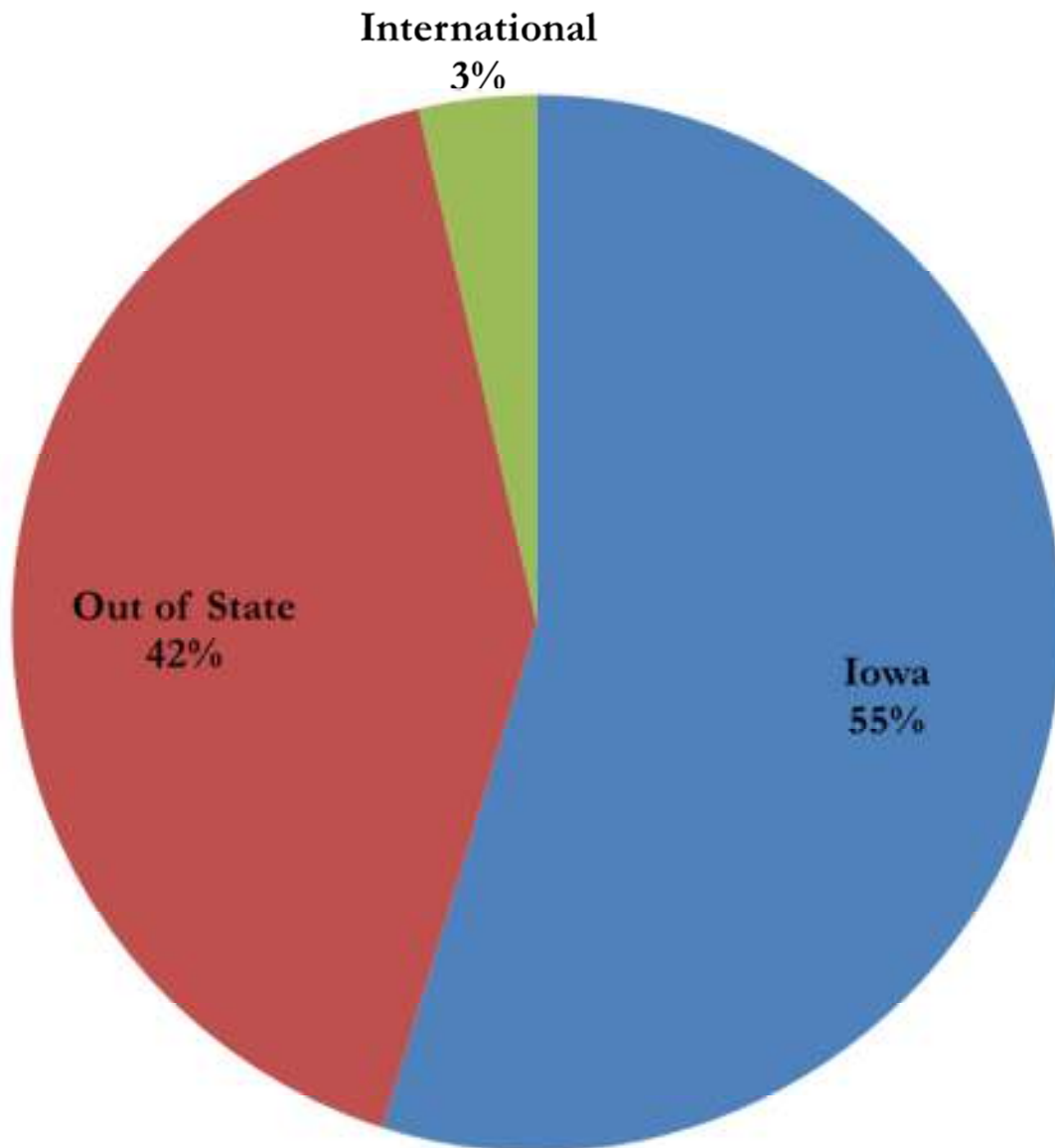
Texas Tech University
University of Central Arkansas
University of Alaska Fairbanks
University of Florida
University of Illinois at Urbana-Champaign
University of Iowa
University of Iowa College of Law
University of Iowa College of Medicine
University of Iowa College of Dentistry
University of Iowa Tippie College of Business
University of Missouri School Of Law
University of Nebraska-Lincoln
Vanderbilt University
Washington State
Wayland Baptist University



Geography

- 55% of respondents came to Coe from Iowa, 42% came from other states, and 3% came from other countries.

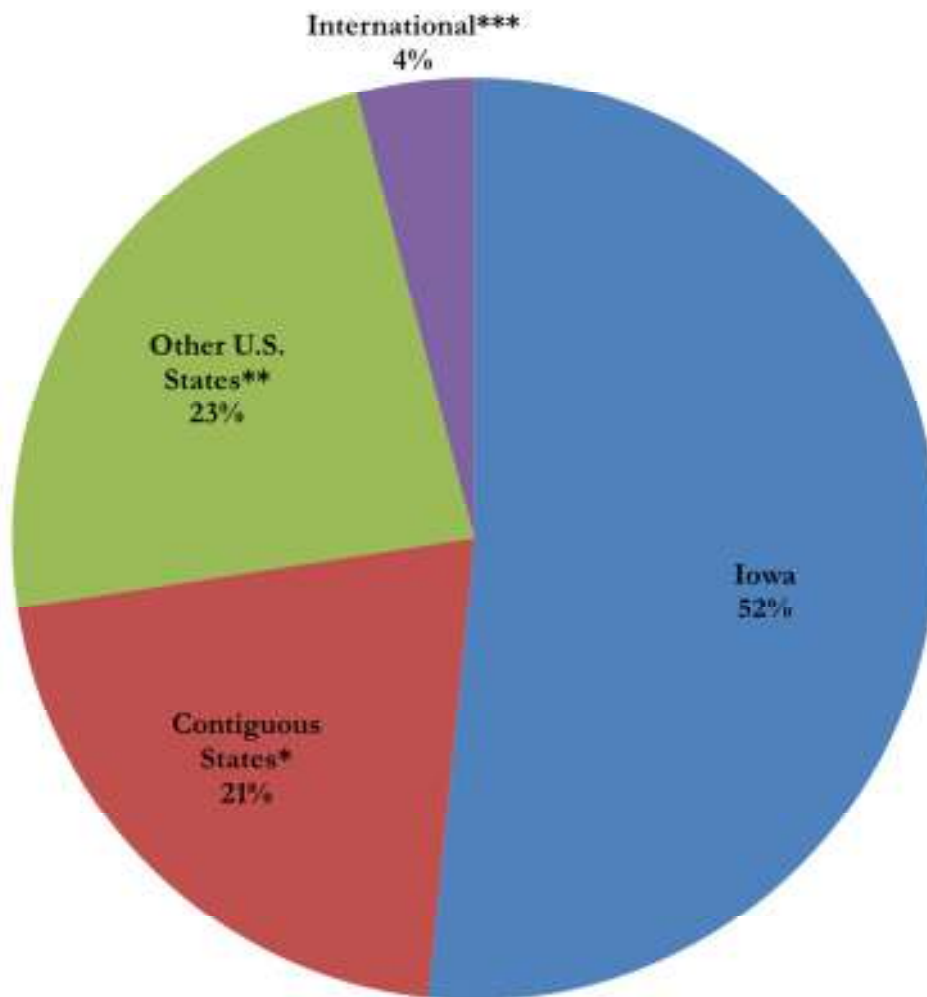
Residence of Origin While at Coe





Post Graduation Residence

- After leaving Coe, 52% of Class of 2014 survey respondents stayed in Iowa.
- 21% went to a state contiguous to Iowa.
- 23% moved to states not contiguous to Iowa.
- 4% reported living in another country.



* Contiguous states included Illinois, Minnesota, Missouri, Nebraska, South Dakota, and Wisconsin.

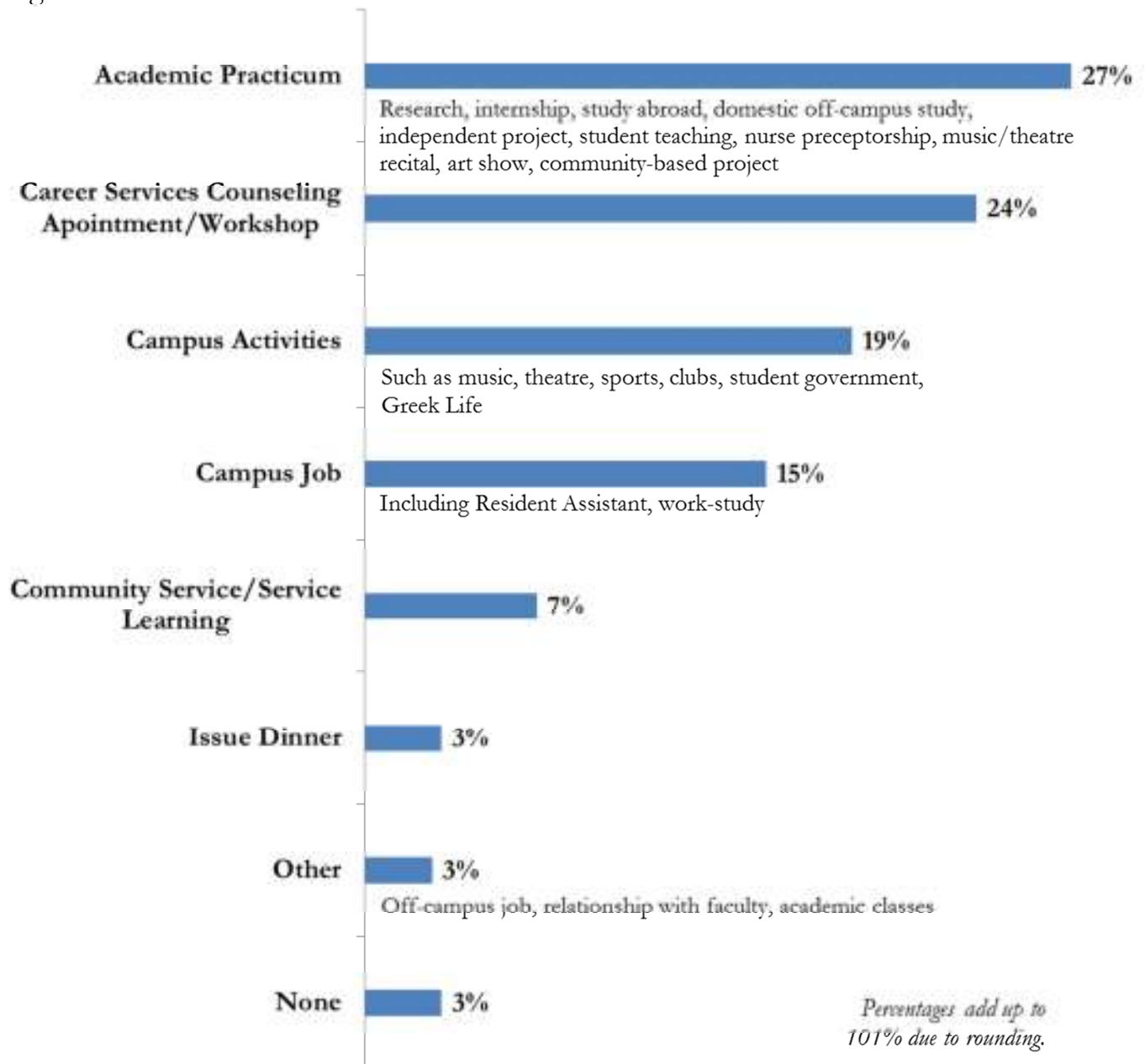
** Other U.S. states included Alaska, Arizona, California, Colorado, Connecticut, Florida, Georgia, Kansas, Louisiana, Maryland, Michigan, Nevada, New Mexico, New York, North Carolina, North Dakota, Ohio, Pennsylvania, South Carolina, Tennessee, Texas, Virginia, and Washington.

*** International locations included Argentina, China, Germany, Malaysia, Nepal, South Korea, and Thailand.



Life-After-College Preparation

The Class of 2014 indicated that the following activities were helpful to their life after college planning:



The Office of Career Services collected and compiled information about the life-after-college activities of the Class of 2014 within one year of graduation. We gained knowledge of 224 of the 280 total graduates (approximately 80% of the class) through the Senior Survey (May 2014), the First Destination Survey (June 2015), or through sources such as social networking websites or information from Coe faculty and staff.



2014-2015 OFFICE OF CAREER SERVICES STAFF

Erik Albinson, M.A.
Vice President for Student Affairs

Diana Rae Patten, M.A.
Director of Career Services & Co-Director of Washington DC Term

Michelle McIllece, M.B.A.
Assistant Director of Career Services

Judi Dirks, A.A.
Administrative Assistant for Career Services

STUDENT ASSISTANTS — CAREER SERVICES

Annabeth Hampton – Communications Specialist

Kyrsha Balderas – Assistant

Jake Mills – Assistant

Katelyn Laraia – Assistant

SUMMER STUDENT ASSISTANT — STUDENT AFFAIRS

Ryan Adolfson – 2014

Chris Schirm – 2015

ACKNOWLEDGEMENTS

Thank you to Judi Dirks and Michelle McIllece for their efforts in compiling the data and writing this report as well as to Christina Kroemer and Drew Geiseman for graphic design.

*Special thanks to our guest editor:
Denise Mineck and Melissa Randall, community volunteers*

Questions related to this report may be directed to the Coe College Office of Student Development.



Coe College
1220 First Avenue NE
Cedar Rapids, IA 52402 USA
319-399-8500