



COE COLLEGE

Coe makes it possible. You make it happen.

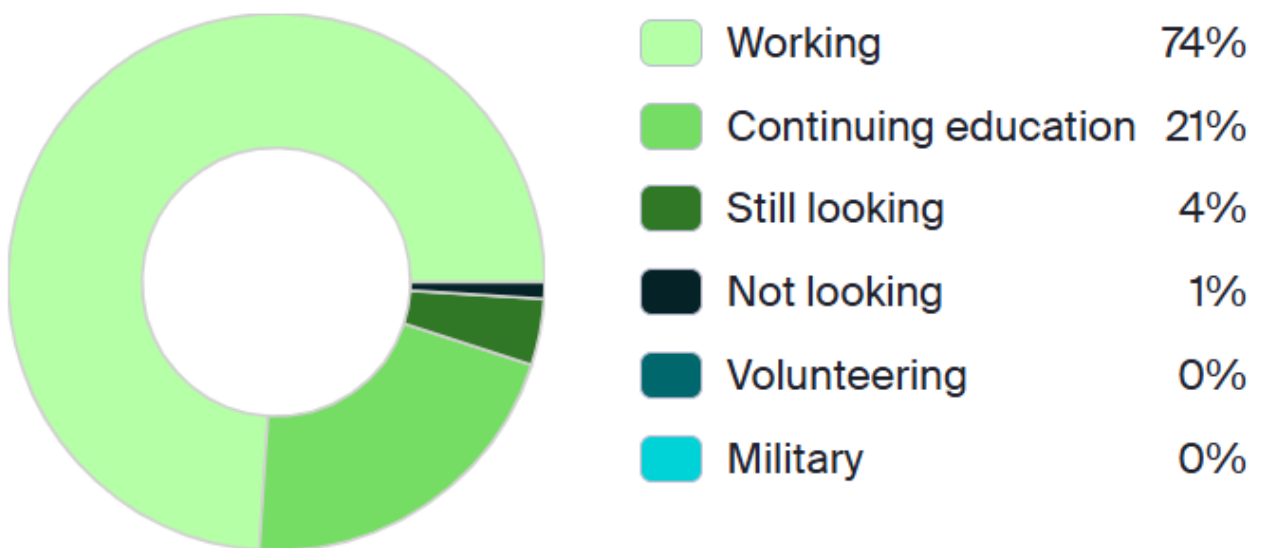
Class of 2024
First Destination Report

Current Activity

The knowledge rate of the Class of 2024 is 98%. There is no information available for 2% of the class. Percentages reported here reflect the knowledge rate of the college, not the total graduating class.

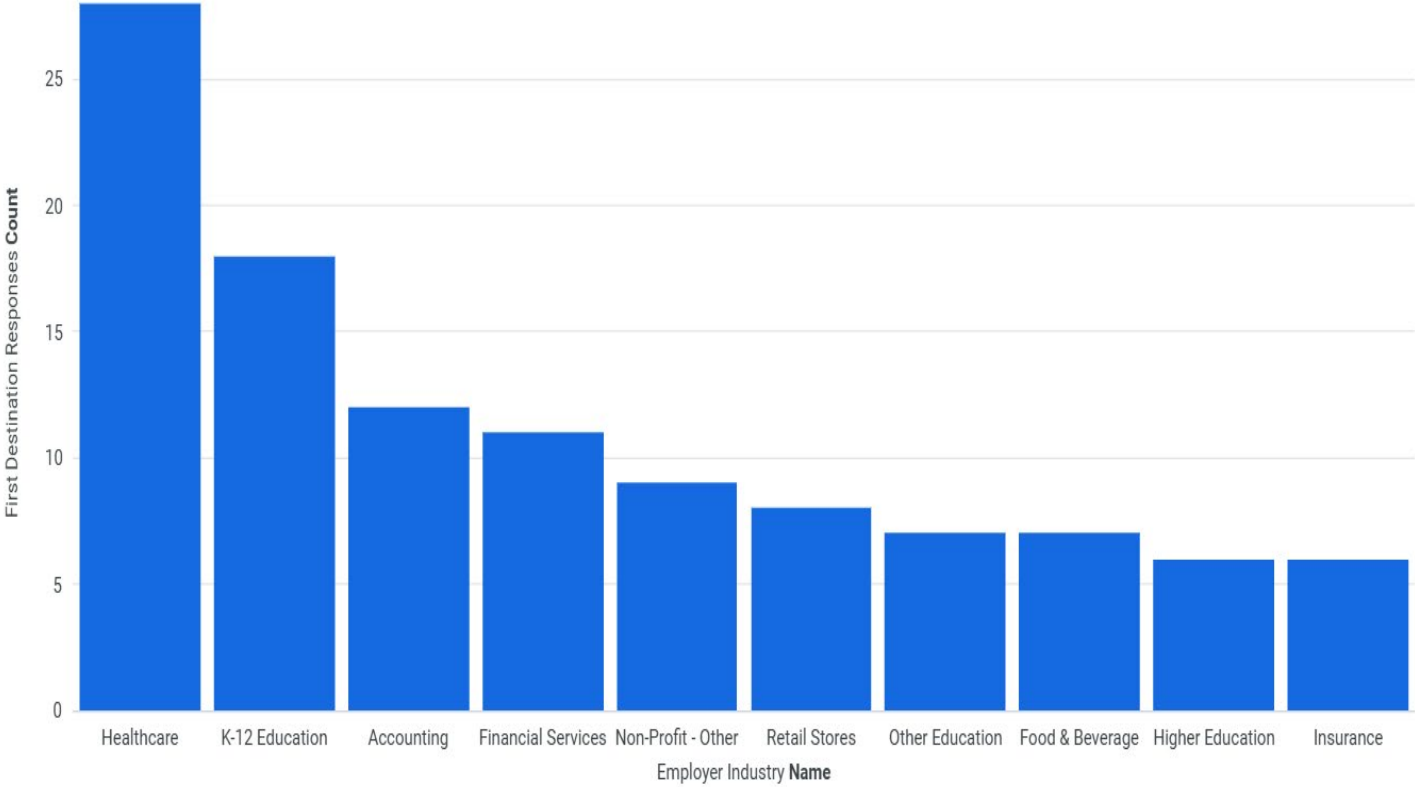
- 95% of respondents reported engagement in productive post-graduation activity such as employment, graduate/professional school, scholarship/fellowship/volunteering, or military.
- 4% of respondents reported that they were still seeking employment or graduate programs six months after graduation.

Outcomes



Employment

- 74.5% of respondents who were working reported employment in full-time positions.
- The average salary and bonus from students who responded they are working full time and provided their salary information is \$60,819.
- The most commonly reported employment industries were Healthcare, K-12 Education, and Accounting.

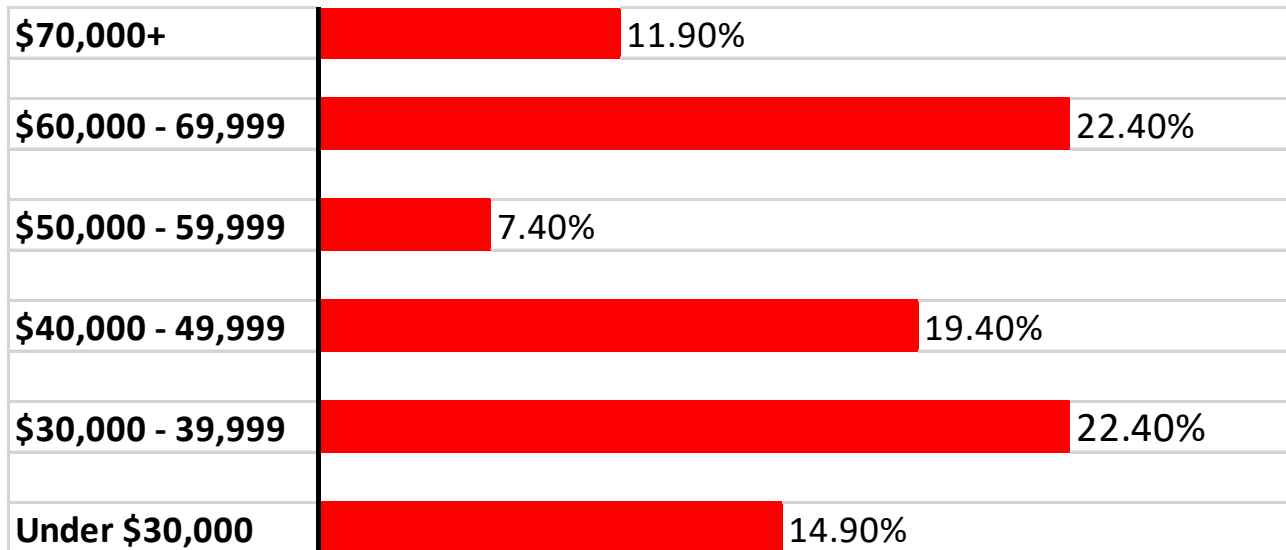


2024 Sample of Reported Job Titles

Account Support Advisor	Manufacturing Operations
Accounting Associate	Manager
Accounts Payable Clerk	Manufacturing Technician
Apprentice Lineman	Marketing Specialist
Associate Financial Advisor	Material Handler Reporter
Assurance Associate	Media Technologist
Audit Associate	Music Teacher
Behavioral Health Technician	NICU Nurse
Campaign Manager	Office Assistant
Case manager	Oncology Registered Nurse
Certified Personal Coach	Operations Research Analyst
Certified Pharmacy Technician	Operations Support Specialist
Children's Protection Project Associate	Oral Surgery Assistant
Clean Water Corps member	Patient Care Technician
Communications Manager	Personal Trainer
Customer Service Specialist	Physical Therapy Technician
Education Support Professional	Property Manager
Emergency Registered Nurse	Quality Laboratory Technician
Engineering Recruiter	Registered Nurse
Exercise Therapist	Rehabilitation Technician
Field Organizer	Sales Associate
Field Sales Trainee	Sales Development Representative
Field Producer	Sales Manager
Financial Advisor	Seasonal Interpretive Ranger
Financial Analyst	Service Manager
Financial Services Representative	Site Manager, BASP
Insurance Agent	Software Developer
Insurance Producer	Staff Account
Judicial Specialist	Student Support Services
Lab Technician	Tax Associate
Laboratory Specimen Processor	Theatre Education Staff
Lead Teacher	Title 1 Reading Interventionist
Management Trainee	Vocal Teacher

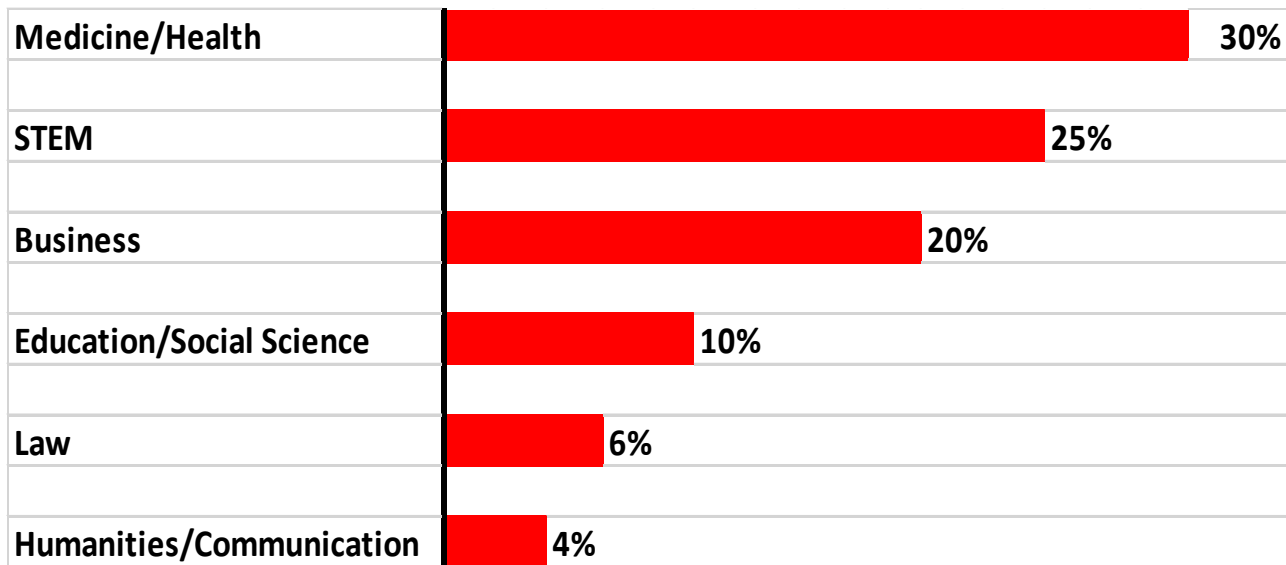
2024 Annual Salary Range

This was an optional question; these figures represent 67 members of the Class of 2024 who chose to report their salary information in the survey.



2024 Graduate Field of Study

Reported post-graduate fields of study were Medicine/Health (30.00%), STEM [Science, Technology, Engineering & Math] (25.00%), Business (20.00%), Education/Social Science (10.00%), Law (6.00%), and Humanities/Communications (4.00%).



2024 Graduate Programs

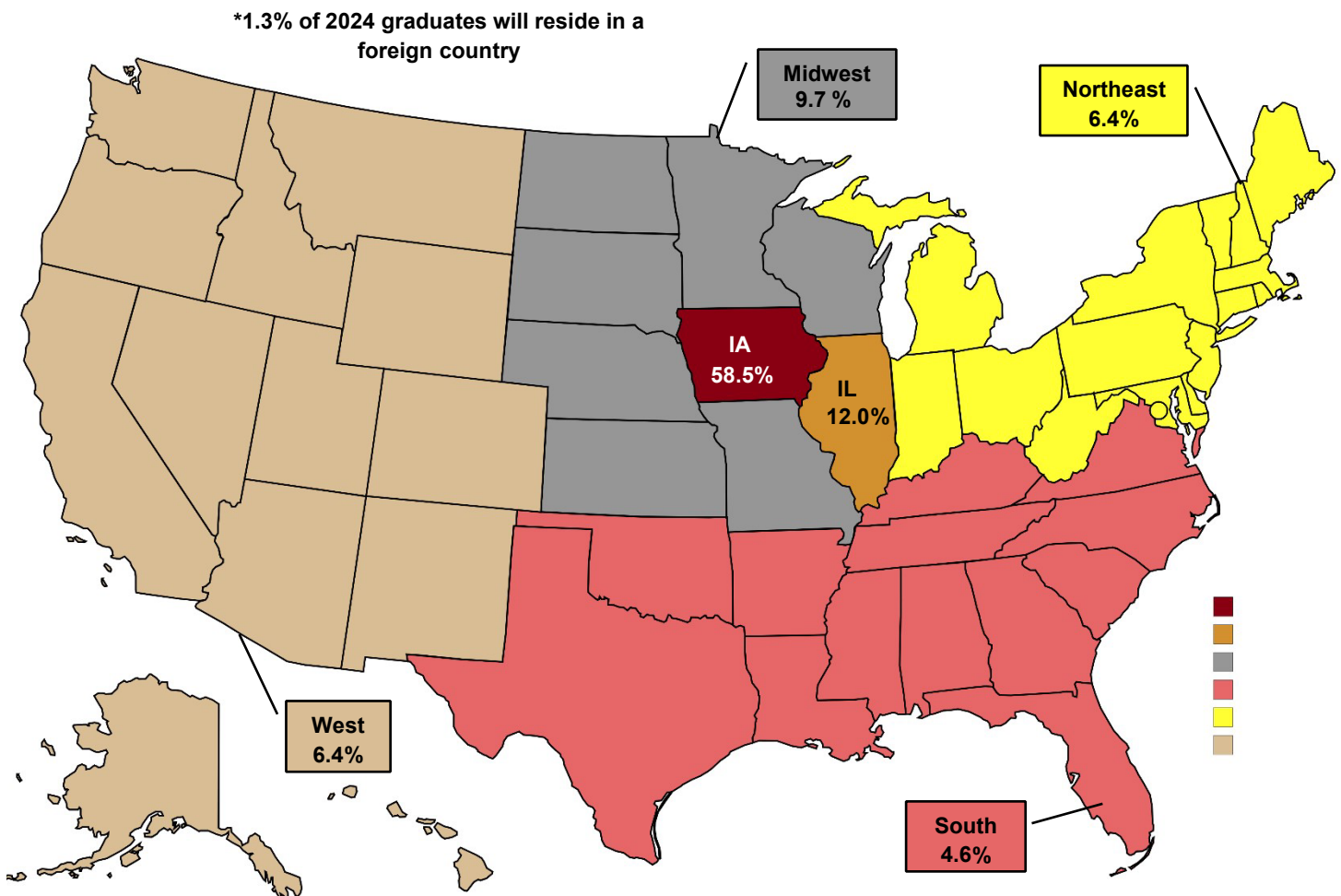
Applied Physics	Glass Science
Art Education	Healthcare Administration
Biological Sciences	Hospitality Management
Biology	Law and Healthcare Administration
Biomedical Sciences	Manufacturing Engineering
Business Law	Marriage and Family Counseling
Cellular, Molecular, and Biomedical Pharmacology	Masters of Business Administration
Dentistry	Materials Science Engineering
Doctorate of Occupational Therapy	Mechanical Engineering
Doctorate of Physical Therapy	Molecular Engineering
Early Childhood Education/Special Education	Neuroscience
Environmental and Conservational Science	Nursing
Exercise Science	Pharmacology
Finance and Business Analytics	Physical Therapy
Finance and Data	Public Diplomacy and Global Communications
Forensic Science	Water Resource Science

2024 Graduate Schools

Alfred University	Pace University
Augustana College	Rome City Institute
Augustana University	Rosalind Franklin University of Medicine & Science
Chapman University	St. Ambrose University
Clemson University	Syracuse University
Collin County Community College District	Texas A&M University, College Station
Colorado State University	Tiffin University
Creighton University	University of Chicago
Creighton University	University of Cincinnati
DePaul University	University of Dubuque
Drake University	University of Iowa
Georgia Southern University	University of Kentucky
Grand Canyon University	University of Missouri
Illinois Institute of Technology	University of Nebraska System
Illinois State University	University of Northern Iowa
Kirkwood Community College	University of Wisconsin La Crosse
Mount St. Mary's University	University of Wisconsin Parkside
North Dakota State University	University of Wisconsin Madison
Ohio State University	Valdosta State University

2024 Post-Graduation Residence

- 58.5% of the those reporting post-graduate residence in the Class of 2024 reported staying in Iowa to live, work or go to graduate/professional school
- 70.0% of those choosing to reside in Iowa are living and working in the Cedar Rapids/Iowa City area.



C3: Creativity, Careers, Community collected and compiled information about the post-graduation activities of the Class of 2024 within 6-9 months of graduation. We gained knowledge through the Senior Survey (May 2024), the First Destination Survey (Dec 2024), or through sources such as social networking websites and information from Coe faculty and staff.

Questions related to this report may be directed to Coe College C3: Creativity, Careers, Community.

Coe College C3: Creativity, Careers, Community
McCabe Hall
1220 First Avenue NE
Cedar Rapids, IA 52402 USA 319-399-8581
[C3: Creativity, Careers, Community](#)