



# COE COLLEGE

---

Coe makes it possible. You make it happen.

***Class of 2023***

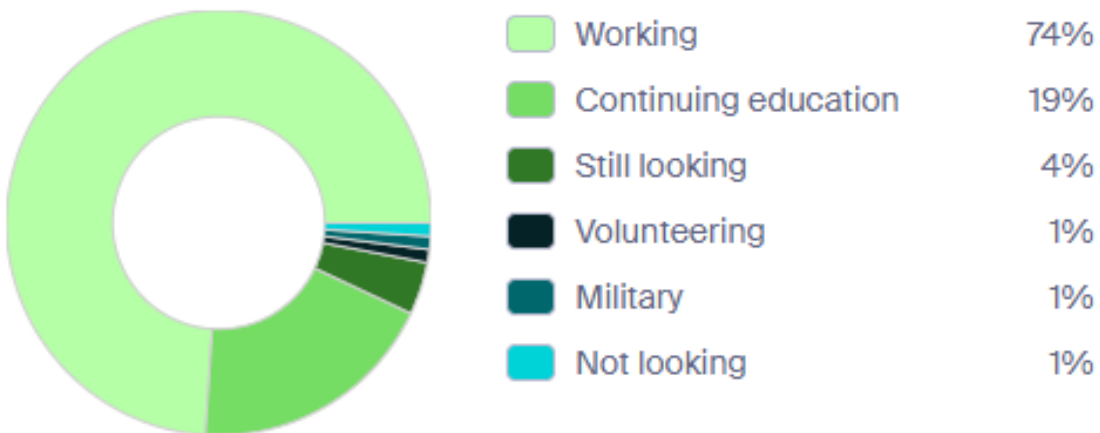
**First Destination Report**

## Current Activity

The knowledge rate of the Class of 2023 is 92%. There is no information available for 8% of the class. Percentages reported here reflect the knowledge rate of the college, not the total graduating class.

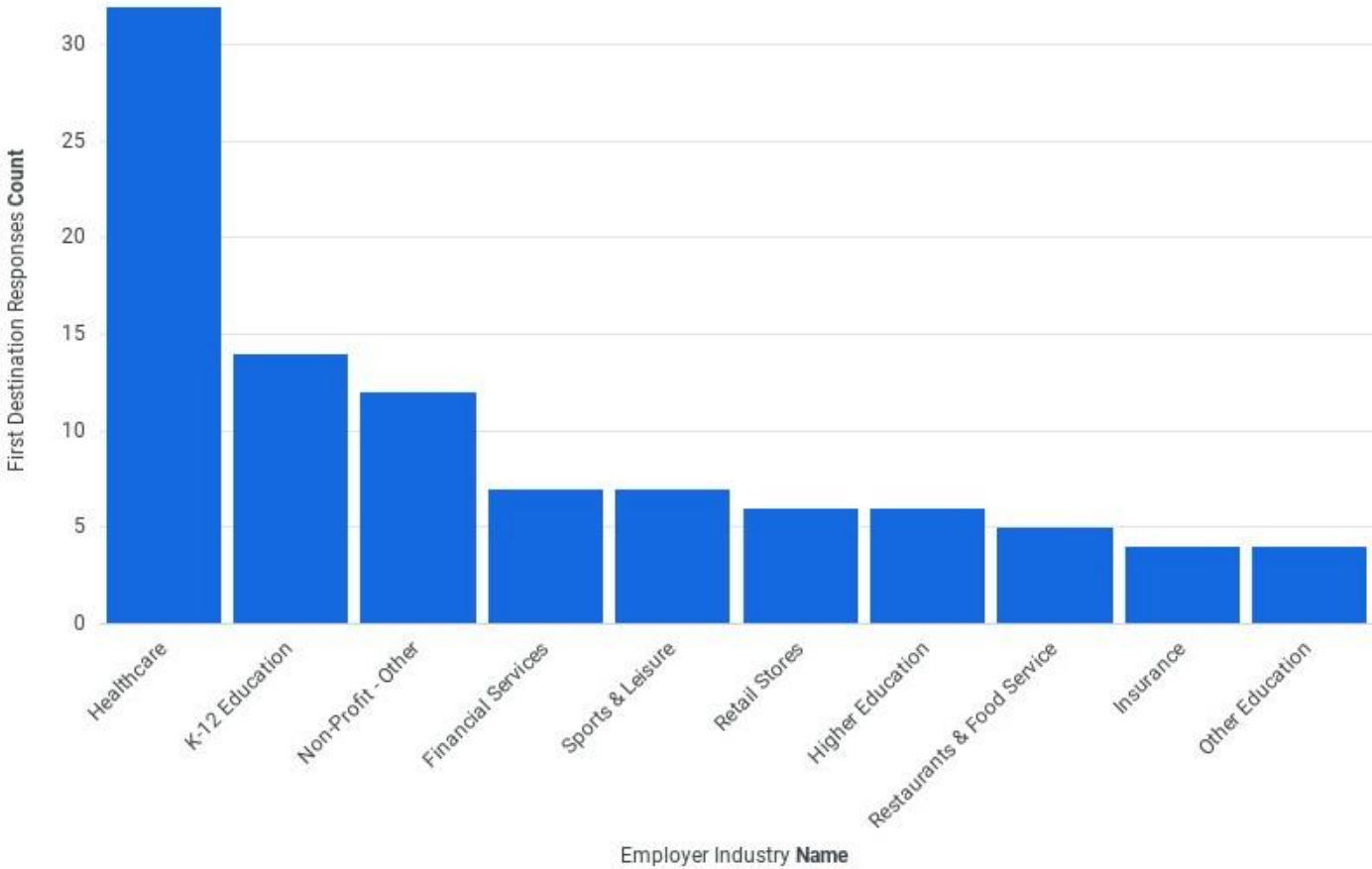
- 95% of respondents reported engagement in productive post-graduation activity such as employment, graduate/professional school, scholarship/fellowship/volunteering, or military.
- 4% of respondents reported that they were still seeking employment or graduate programs six months after graduation.

## Outcomes



# Employment

- 88.2% of respondents who were working reported employment in full-time positions.
- The average salary and bonus from students who responded they are working full time and provided their salary information is \$47,770.
- The most commonly reported employment industries were Healthcare, K-12 Education, and Non-Profit.



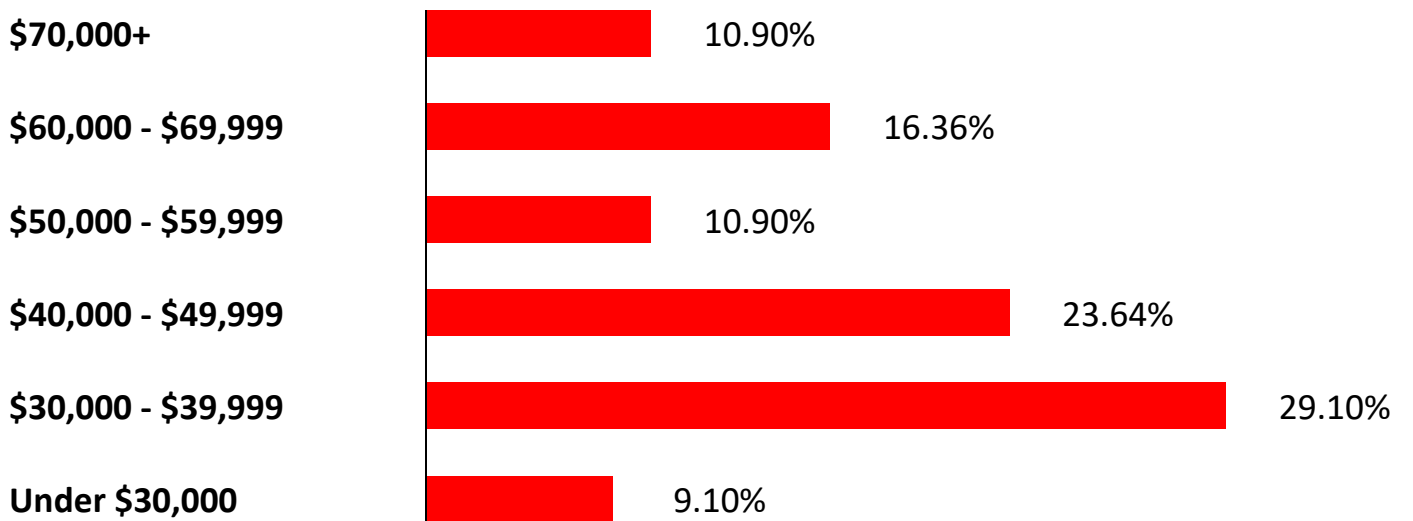
## 2023 Sample of Reported Job Titles

Account Executive	Loan Processor
Application Analyst	Manufacturing Engineer
Associate Devise Specialist	Marketing Specialist
Automation Systems Engineer	Mechanical Designer
Behavioral Health Counselor	Manufacturing Engineer
Behavioral Health Intervention Specialist	Medical Transcriber
Biology Laboratory Assistant	Mental Health Case Manager
Business Development Representative	Neonatal Intensive Care Unit Nurse
College Access Coach	Pediatrics Technician
Community Disaster Recovery Coordinator	Oncology Nurse
Community Economic Facilitator	Operations Manger
Community Outreach Manager	Paralegal
Compliance Coordinator	Patient Services Representative
Counselor	Pediatric Emergency Nurse
Credit Analyst	Personal Financial Advisor
Data Analyst	Preschool Teacher
Department Manager	Preservation Assistant
Early Childhood Teacher	Print and Marketing Specialist
Elementary Music Teacher	Project Manger
Financial Paraplanner	Public School Teacher
Financial Representative	Record Examiner
Firefighter/EMT	Research Analyst
Graphic Designer/Brand Specialist	Research Assistant
Group Sales and Experience Coordinator	Sexual Assault Advocate
Health Insurance Agent	Software Developer
Human Resources Specialist	Software Engineer
Information Technology Analysts	Solutions Designer
Intensive Care Unit Nurse	Special Education Teacher
Insurance Sales Agent	Staff Accountant
Internal Auditor	Surgical Intensive Care Unit Nurse
Inventory Control Specialist	Systems Engineer
Kindergarten Teacher	Tax Analyst
Laboratory Technician	Unit Secretary
Laboratory Scientist	Visitor Services Associate
Language Auxiliar	Youth Service Worker

## 2023 Annual Salary Range

This was an optional question; these figures represent 55 members of the Class of 2023 who chose to report their salary information in the survey.

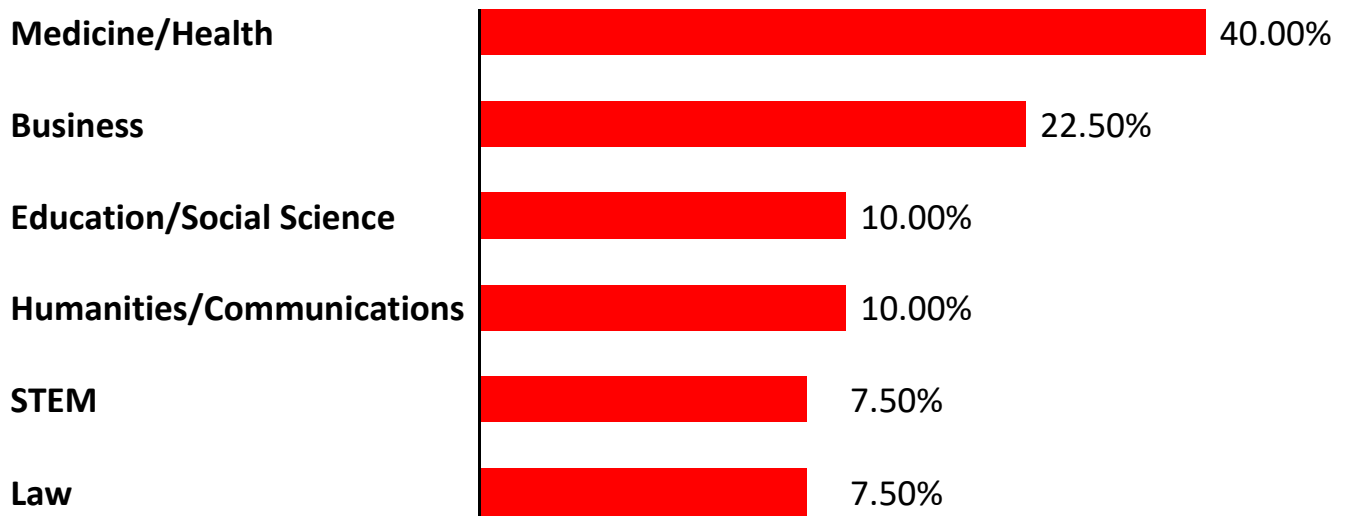
### Class of 2023 Annual Salary Range



## 2023 Graduate Field of Study

Reported post-graduate fields of study were Medicine/Health (40.00%), Business (22.50%), Education/Social Science (10.00%), Humanities/Communications (10.00%), STEM [Science, Technology, Engineering & Math] (7.50%), and Law (7.50%)

**Class of 2023 Field of Study**



## 2023 Graduate Programs

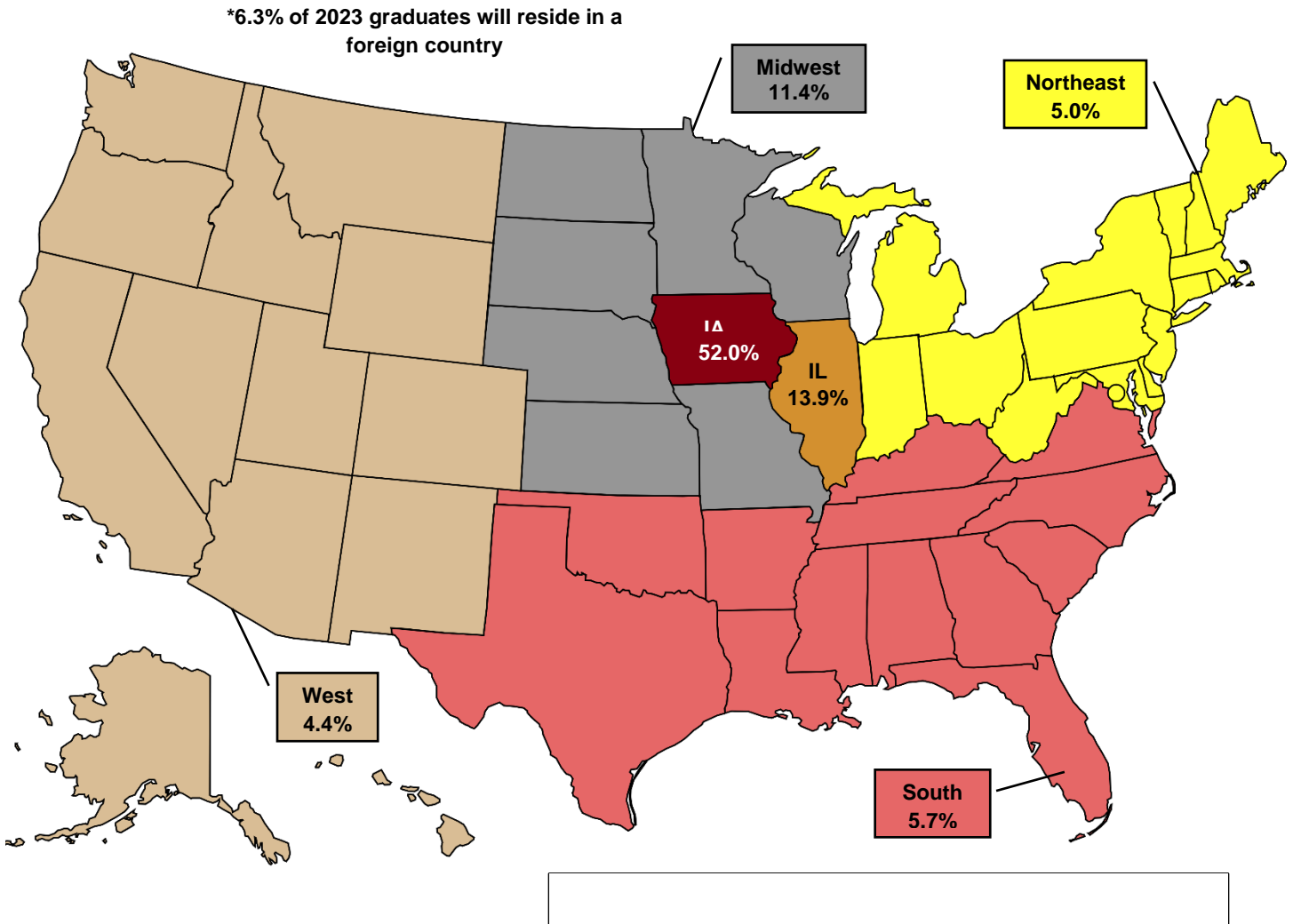
Accounting	International Affairs
Anthropology	Law
Art History and visual Culture Studies	Marketing
Athletic Training	Materials Science and Engineering
Biomedical Engineering	Neuroscience
Biomedical Sciences	Osteopathy
Business Analytics & Finance	Pharmacology
Chiropractic Medicine	Physical Therapy
Commerce	Psychology
Data Analysis	Public and Urban Policy
Developmental Studies	Respiratory Therapy
Educational Leadership - Higher Education	School Psychology
Epidemiology	Social Work
Film, Television, and Digital Media	Sport and Performance Psychology
Finance	Veterinary Medicine
History	Water Resource Science

## 2023 Graduate Schools

Arizona State University	University of Cambridge
DePaul University	University of Central Florida
Drake University	University of Chicago
Fort Lewis College	University of Florida
Illinois State University	University of Georgia
Iowa State University	University of Iowa
Liberty University	University of Minnesota
Midwestern University	University of Missouri
North Carolina State University	University of Northern Iowa
Palmer College	University of Rochester
Purdue University	University of Sydney
St. Ambrose University	University of Wisconsin
St. George's University	Wake Forest University
The New School	Washington University – St. Louis
Trinity College Dublin	Winona State University

## 2023 Post-Graduation Residence

- 52% of the those reporting post-graduate residence in the Class of 2023 reported staying in Iowa to live, work or go to graduate/professional school
- 65.9% of those choosing to reside in Iowa are living and working in the Creative Corridor (Cedar Rapids/Iowa City area).





C3: Creativity, Careers, Community collected and compiled information about the post-graduation activities of the Class of 2023 within 6-9 months of graduation. We gained knowledge through the Senior Survey (May 2023), the First Destination Survey (Dec 2023), or through sources such as social networking websites and information from Coe faculty and staff.

Questions related to this report may be directed to Coe College C3: Creativity, Careers, Community.

Coe College C3: Creativity, Careers, Community  
McCabe Hall  
1220 First Avenue NE  
Cedar Rapids, IA 52402 USA  
319-399-8581

<https://www.coe.edu/academics/coe-difference-centers-and-programs/center-creativity-careers>