

August 2017

First Destination Report

Class of 2016



COE COLLEGE

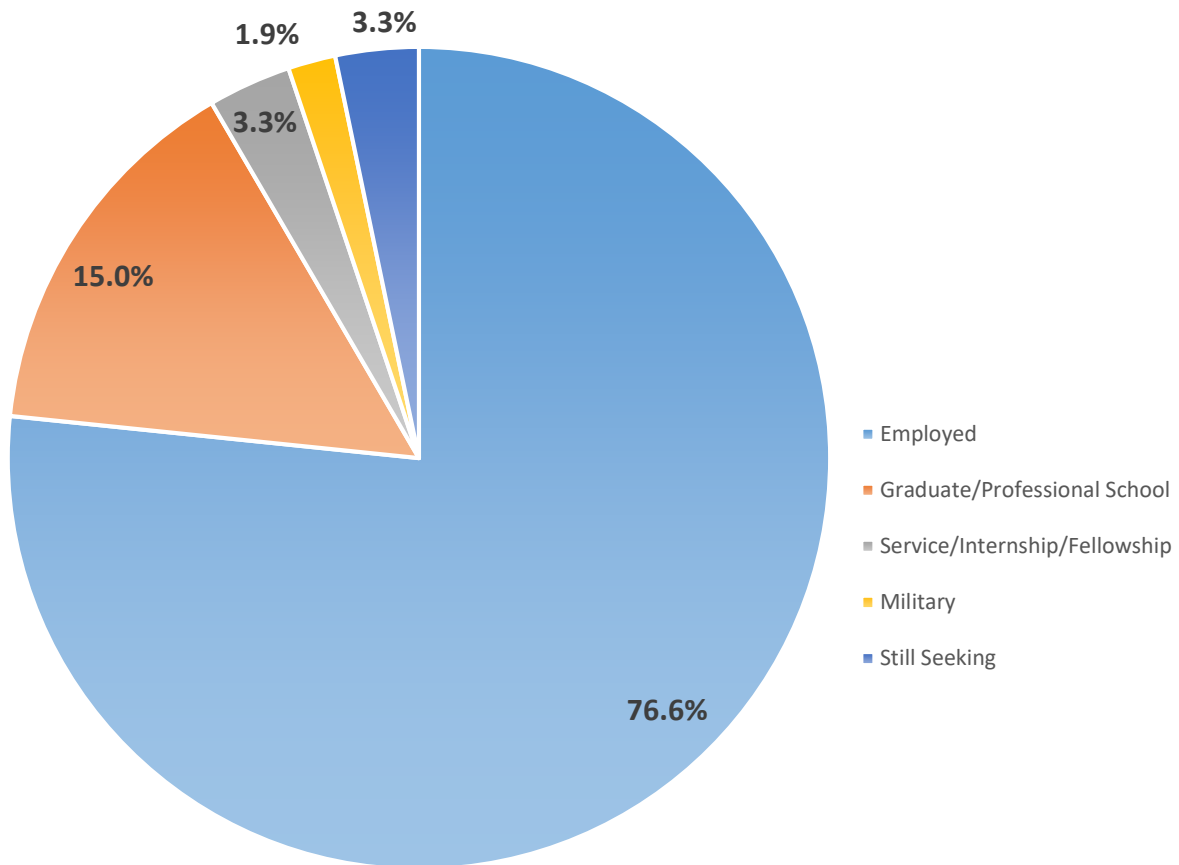
Coe makes it possible. You make it happen.

August 2017

Current Activity

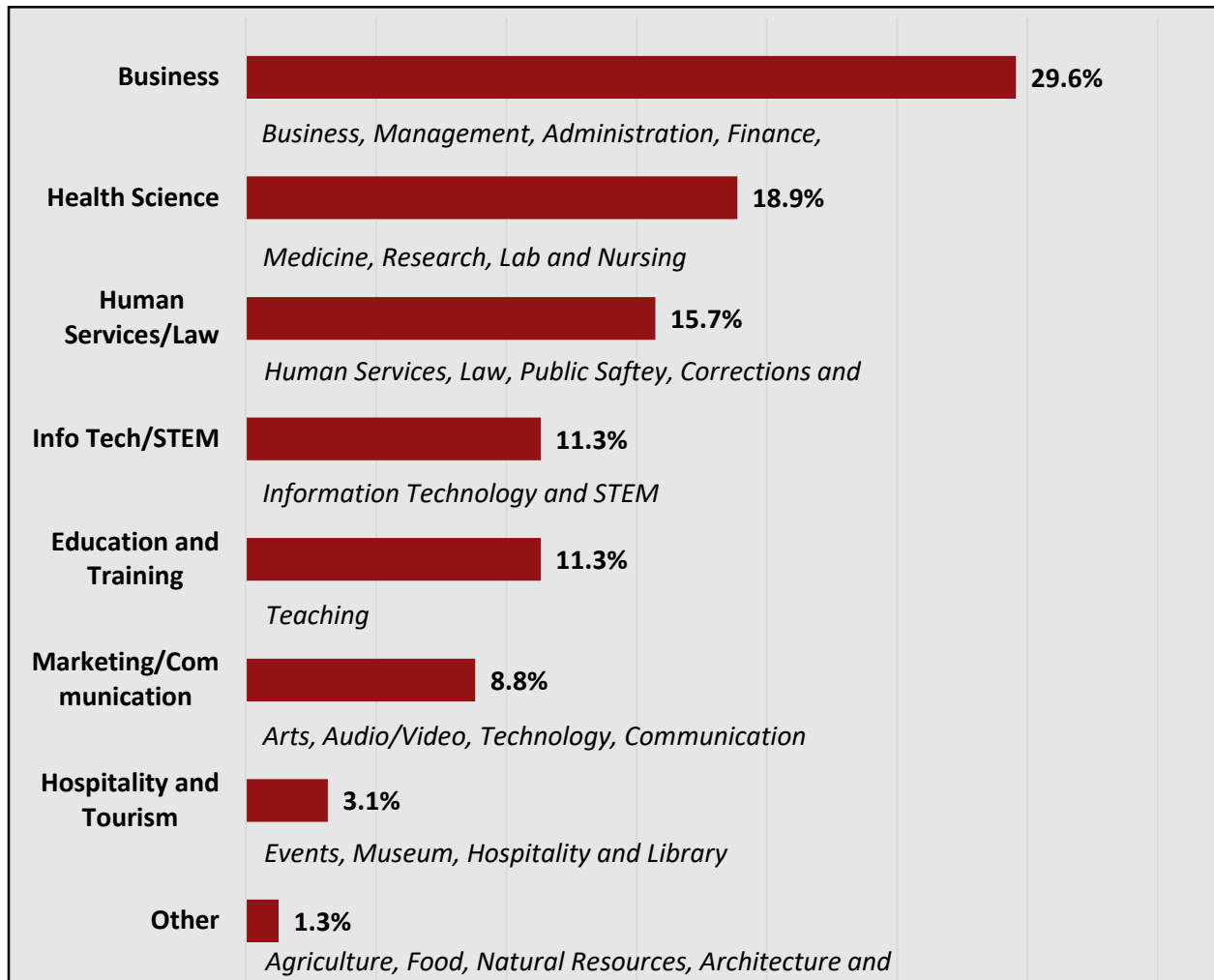
The knowledge rate of the Class of 2016 is 82.3% (214 of 260 graduates). There is no information available for 17.7% of the class. Percentages reported here reflect the knowledge rate of the college, not the total graduating class.

- 96.7% of respondents reported engagement in productive post-graduation activity such as employment, graduate/professional school, scholarship/fellowship, or military.
- 3.3% of respondents reported that they were still seeking employment or graduate programs six months after graduation.
- Coe's Class of 2016 produced two Fulbright Scholars and two Fulbright Scholar alternates.



Employment

- 86.8% of respondents who were working reported employment in full-time positions.
- 60.4% of respondents who shared salary information reported an annual salary greater than \$30,000.
- The most commonly-reported employment fields were business-related (29.6%), health science (18.9%), human services/law (15.7%), info tech/STEM (11.3%), education/training (11.3%) and marketing/communication (8.7%)

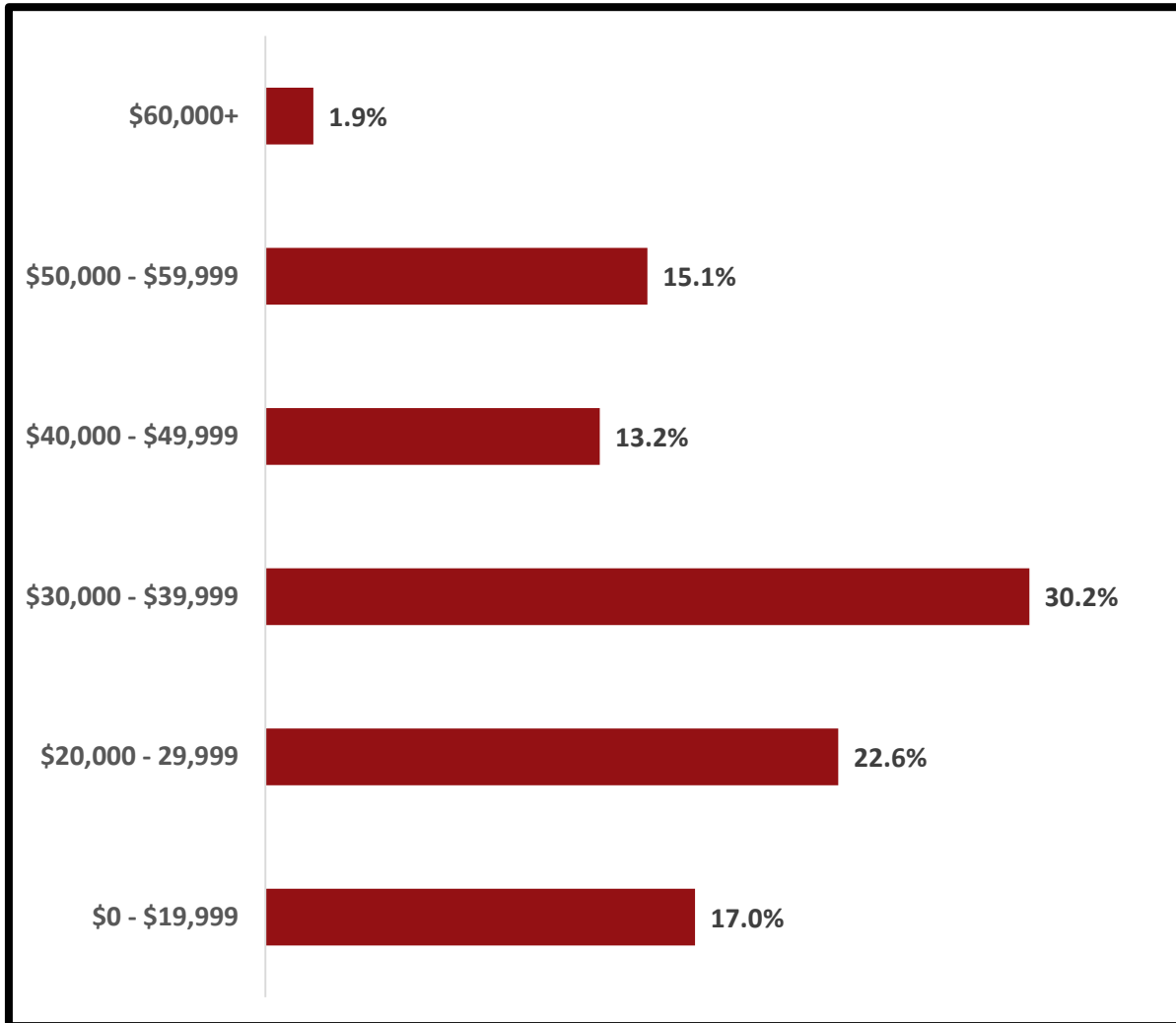


Sample of Reported Job Titles

Account Manager	Merchandise Specialist
Admission Counselor	New Graduate Recruiter
Agent	Owner
Application Developer	Paralegal
Assistant Manager	Patient Care Technician
Assurance Associate	Payroll and Contract Manager
Audit Associate	Pharmacy Technician
Behavior Specialist	Police Officer
Benefit Consultant	Product Transition Cost Analyst
Business Development Representative	Program Coordinator
Catering Manager	Program Instructor
Certified Athletic Trainer	Program Technician
Chemist	Programmer
Client Solutions Engineer	Project Manager
College Possible Coach	Public Program Assistant
Commissions Specialist	Quality Control Analyst
Community Living Assistant	RefugeeRISE AmeriCorps Member
Contractor	Registered Nurse
Credit Analyst	Repair Engineer
Critical Care Float Pool RN, BSN	Research Assistant - Neurology
Data Integrity Analyst	Business Development Representative
Design Community Advocate	Senior Process Executive
Development Coordinator - Donor & Digital	Senior Project Engineer Assistant
Communications	SKD Material Flow Coordinator
Digital Content Producer	Social Media Assistant
Digital Marketing Assistant	Social Worker
Driver Manager	Software Engineer
Education Program Coordinator	Special Collections Library Assistant
English Teaching Assistant - Fulbright	Staff Accountant
Event and Sales Coordinator	Talent Acquisition Specialist
Financial Adjustments Specialist	Teacher
Financial Representative	Technical Support Representative
Free Lancer	Teller Supervisor
Front Office Coordinator	Trading Clerk
Investment Compliance Officer	Travel Nurse Recruiter
Job Coach	Treatment Counselor
Lab Technician	Underwriting Assistant
Leadership Consultant	Volunteer & Events Coordinator
Legal Support	Volunteer Coordinator - Americorps
Loan Specialist	Youth Service Worker
Marketing Outreach Coordinator	Youth Specialist

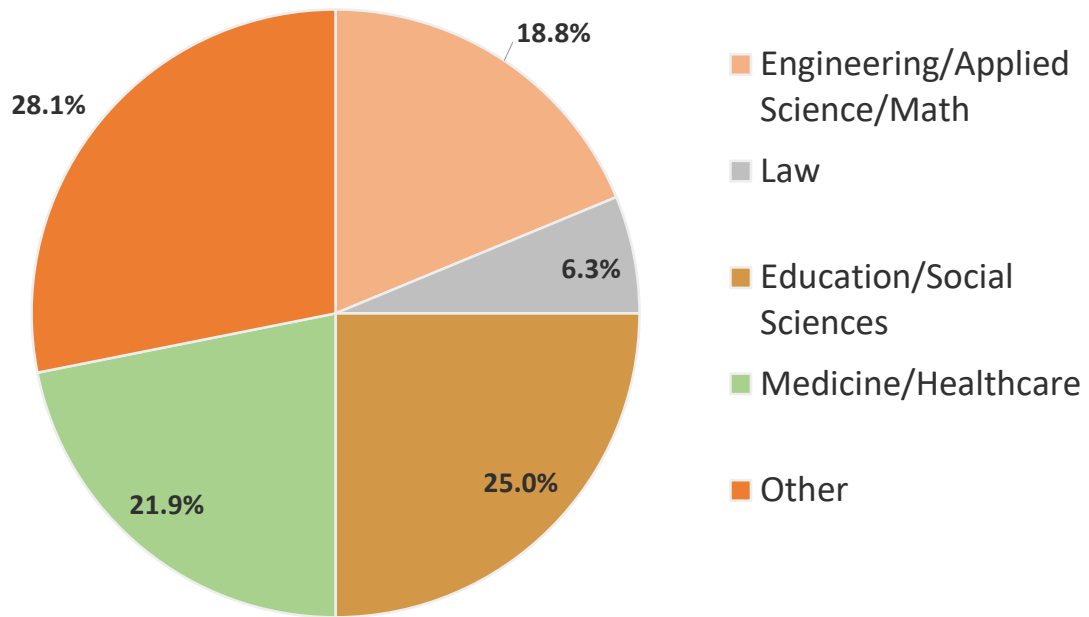
Annual Salary Range

- This was an optional question; these figures represent only the members of the Class of 2016 who chose to report their salary information in the survey.



Graduate Field of Study

- Reported post-graduate fields of study were Medicine/Health (21.8%), Engineering/Applied Science (18.8%), Education/Social Science (25%), Law (6.3%), Other/unknown (28.1%)
- Other fields of study Music Therapy and Theological Studies



Graduate Programs

Material Science	Environmental Science/Soil Science
MSW	Music Therapy
Law	Computer science
Public Administration	Family and Child Counseling
Optometry	Biostatistics
Doctor of Osteopathy	Neuroscience
Theological Studies	Toxicology
Education/School Counseling	Library and Info Science
Physiology and Kinetics/Exercise and Sport Science/Athletic Training	

Graduate Schools

Adler University	University of Iowa
Arizona State	University of Michigan
Aurora University	University of Minnesota
Charleston School of Law	University of New Mexico
Drake University	University of Northern Iowa
Georgia Institute of Technology	University of Rochester
Illinois College of Optometry	University of St. Louis
Kansas City University	University of Texas at Dallas
McCormick Theological Seminary	University of Wyoming
Pepperdine	Urbana-Champaign
Southern Illinois University	University of Wisconsin
SUNY Brockport	Valparaiso
University of Denver	Washington State University

Additional Data Points

Post-Graduation Residence

- 58.4% of the Class of 2016 reported staying in Iowa to live, work or go to graduate/professional school
- 43.4% are living and working in the Creative Corridor (Cedar Rapids/Iowa City area)

Practicum Experiences While at Coe

- Of those responding to this set of questions, 46.25% said their practicum experience directly led to their job or graduate school offers

The Center for Creativity and Careers collected and compiled information about the post-graduation activities of the Class of 2016 within one year of graduation. We gained knowledge of 214 of the 260 total graduates (approximately 82.3% of the class) through the Senior Survey (May 2016), the First Destination Survey (Dec 2016), or through sources such as social networking websites and information from Coe faculty and staff.

Questions related to this report may be directed to the Coe College Center for Creativity and Careers.

Coe College Center for Creativity and Careers
McCabe Hall
1220 First Avenue NE
Cedar Rapids, IA 52402 USA
319-399-8581
<http://www.coe.edu/centerforcreativityandcareers>