

First Destination Report

Class of 2019



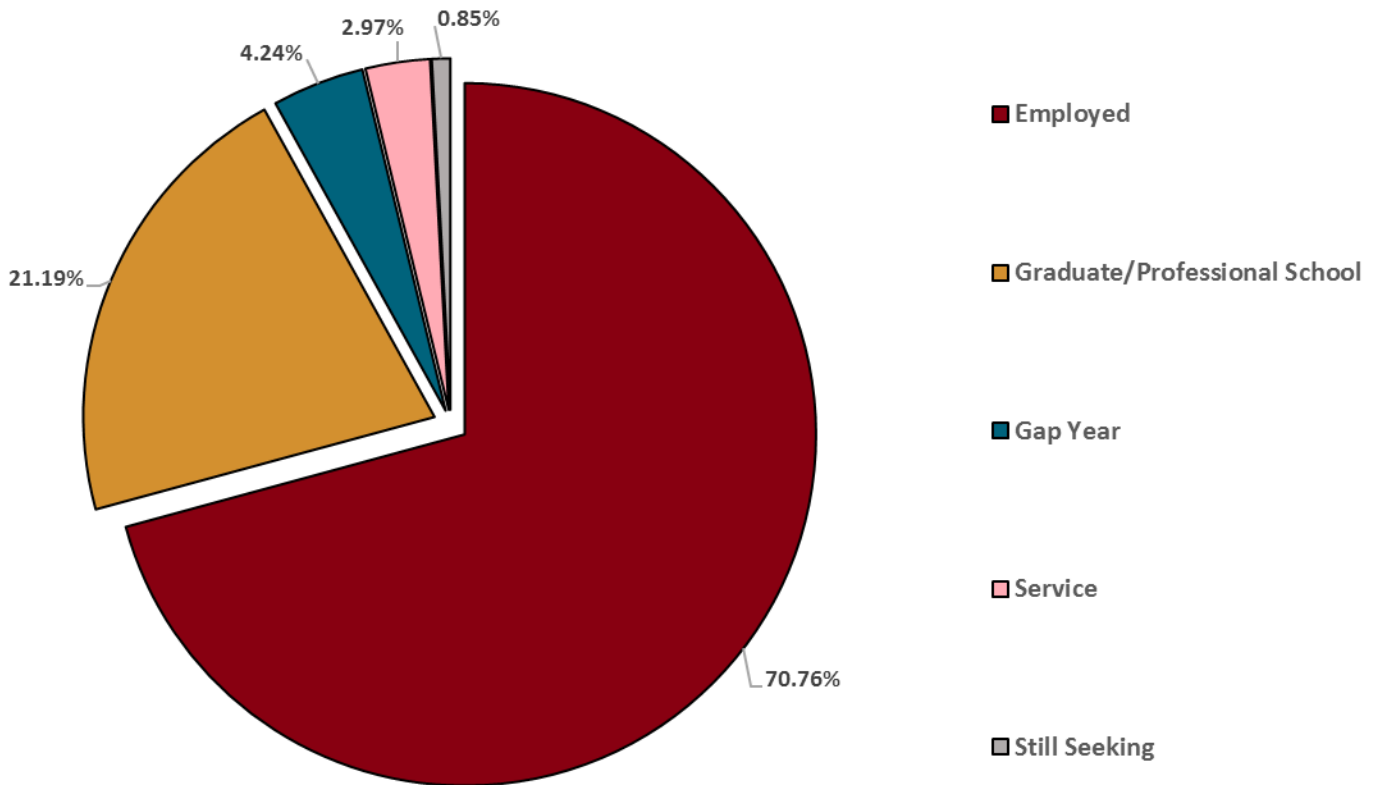
COE COLLEGE

Coe makes it possible. You make it happen.

Current Activity

The knowledge rate of the Class of 2019 is 81.9% (236 of 288 graduates). There is no information available for 18.1% of the class. Percentages reported here reflect the knowledge rate of the college, not the total graduating class.

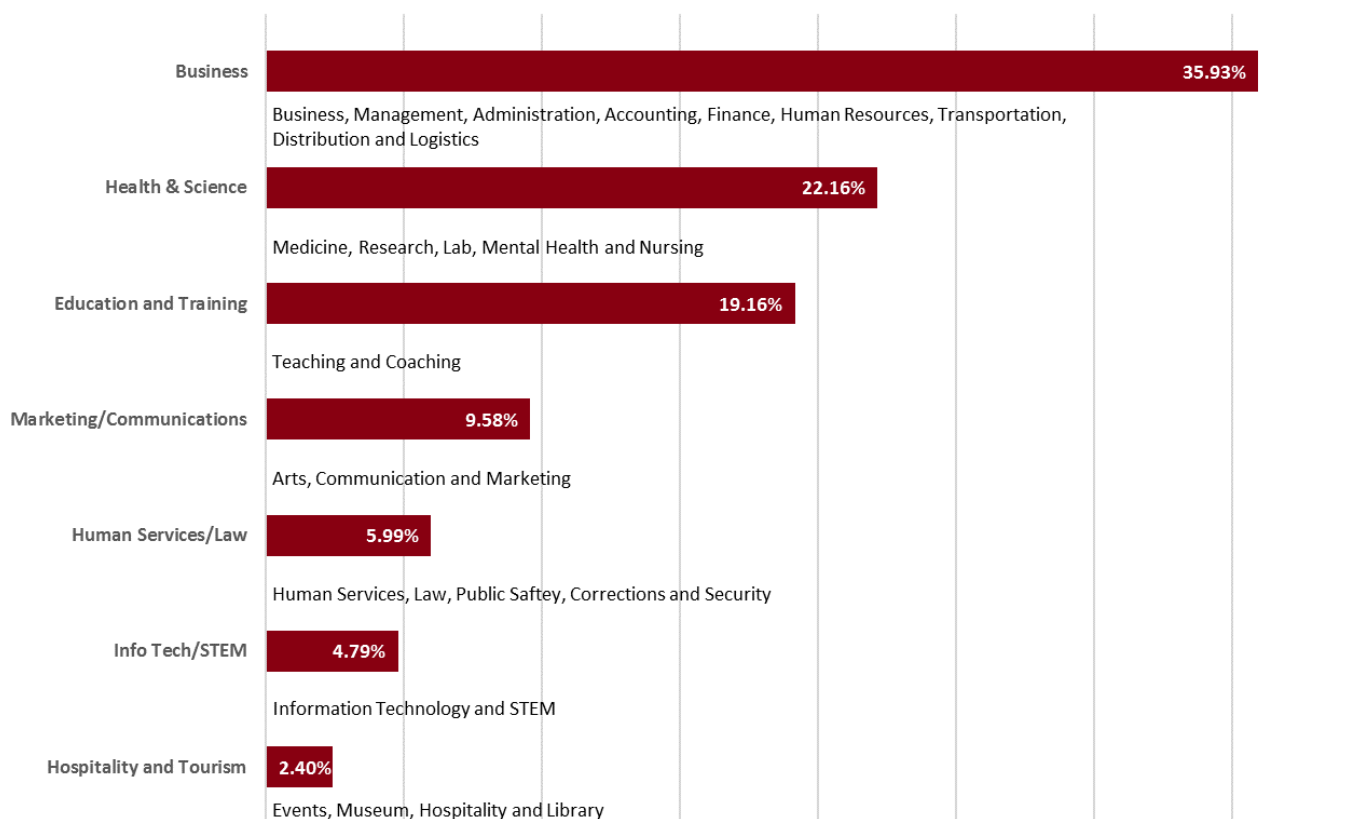
- 99.16% of respondents reported engagement in productive post-graduation activity such as employment, graduate/professional school, scholarship/fellowship, or military.
 - 2.97% entered into a full-time service program; Coe produced two Fulbright Scholars.
- 0.85% of respondents reported that they were still seeking employment or graduate programs six months after graduation.



Class of 2019 Current Activity Summary

Employment

- 84.43% of respondents who were working reported employment in full-time positions.
- Just under 60% of respondents who shared salary information reported an annual salary greater than \$40,000.
- The most commonly-reported employment fields were business-related (35.93%), health and science (22.16%), and education and training (19.16%).



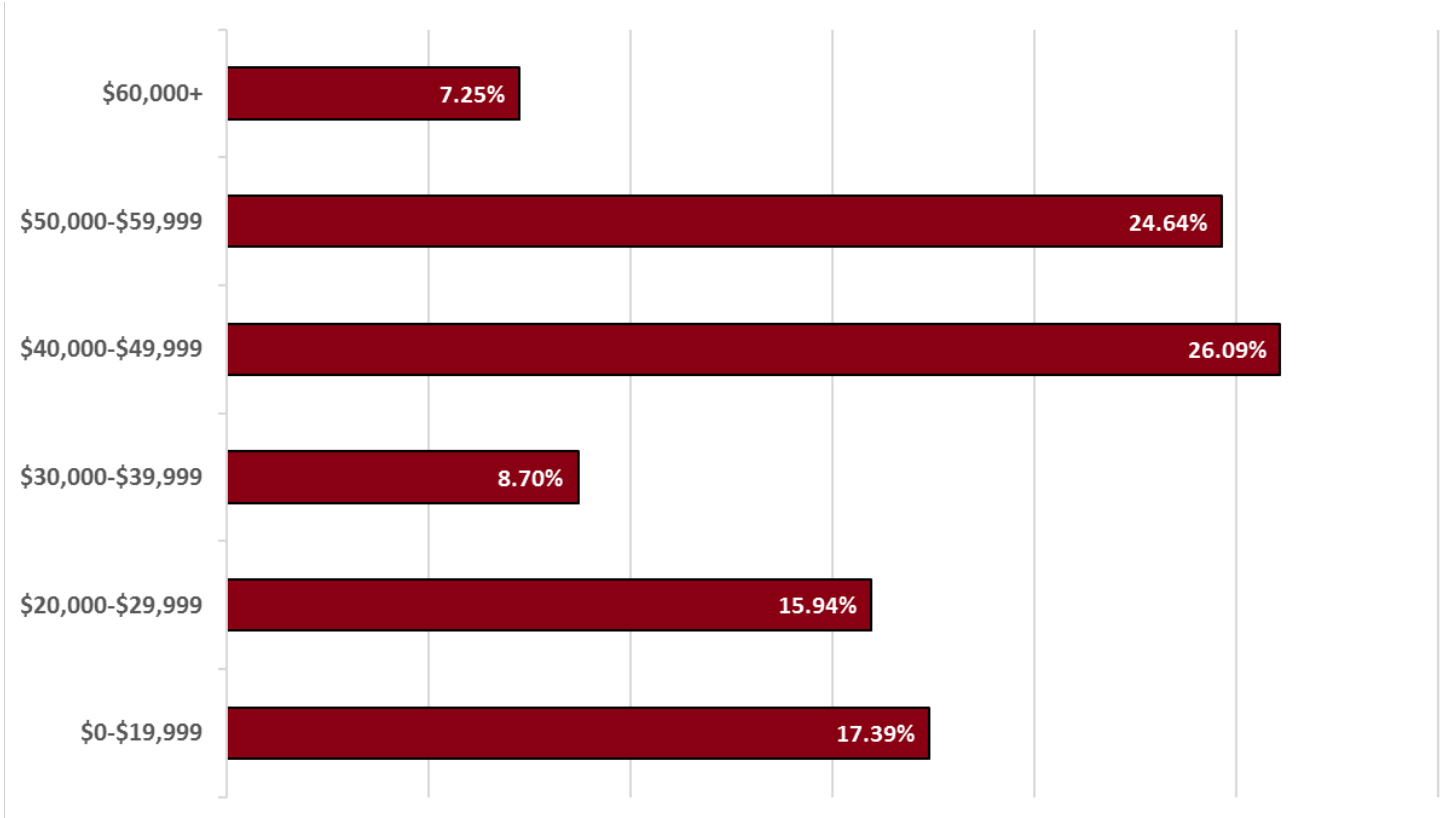
Class of 2019 Employment Field Summary

Sample of Reported Job Titles

Account Executive	Insurance Producer
Accountant	Insurance Sales
Administrative Assistant	Internal Controls Analyst
Admission Counselor	IT Procurement Specialist
Application Developer	IT Systems Analyst
Assistant Manager	Lab Technician
Associate, Business Tax Services	Laboratory Processing Associate
Associate, Infrastructure Services	Legal Assistant/Receptionist
Assurance Associate	Loan Doc Specialist
Audit Staff	Manufacturing Specialist
Beat Writer	Market Researcher
Business Development Coordinator	Medical ICU Nurse
Campus Experience Coordinator	Membership Assistant
Certified Athletic Trainer	Mental Health Nurse
Collections Specialist	New Business Case Coordinator
Community Partners Team Member	Ocular Imaging Specialist
Container Cleanup Coordinator	Onsite Specialist
Content Assistant	Outside Sales Representative
Correctional Officer	Patent Analyst
Creative Marketing Production Assistant	Patient Care Tech
Credentialing Coordinator	Phlebotomist
Customer Service Agent	Photographer
Donor Lab Technician	Production Supervisor
Drummer/Percussionist	Program Assistant
Educational Assistant	Quality Assurance Specialist
Elementary General Music Teacher	Quality Control Analyst
English Teacher in Korea	Recruitment and Engagement Manager
Exercise Physiologist	Registered Nurse
Field Organizer	Rehabilitation Aide
Field Sales	Research Specialist
Financial Advising Associate	Sales Associate
Financial Advisor	Scheduler
Financial Analyst	Securities Analyst
Find-A-Doc Assistant	Senior Associate Project Manager
Graphic Designer & Digital Assistant	Social Media Coordinator
Grooming Trainee	Supply Chain Recruiter
Home Mortgage Consultant	Systems Administrator for Communication
HR Coordinator	Teacher
Imam	Technical Director

Annual Salary Range

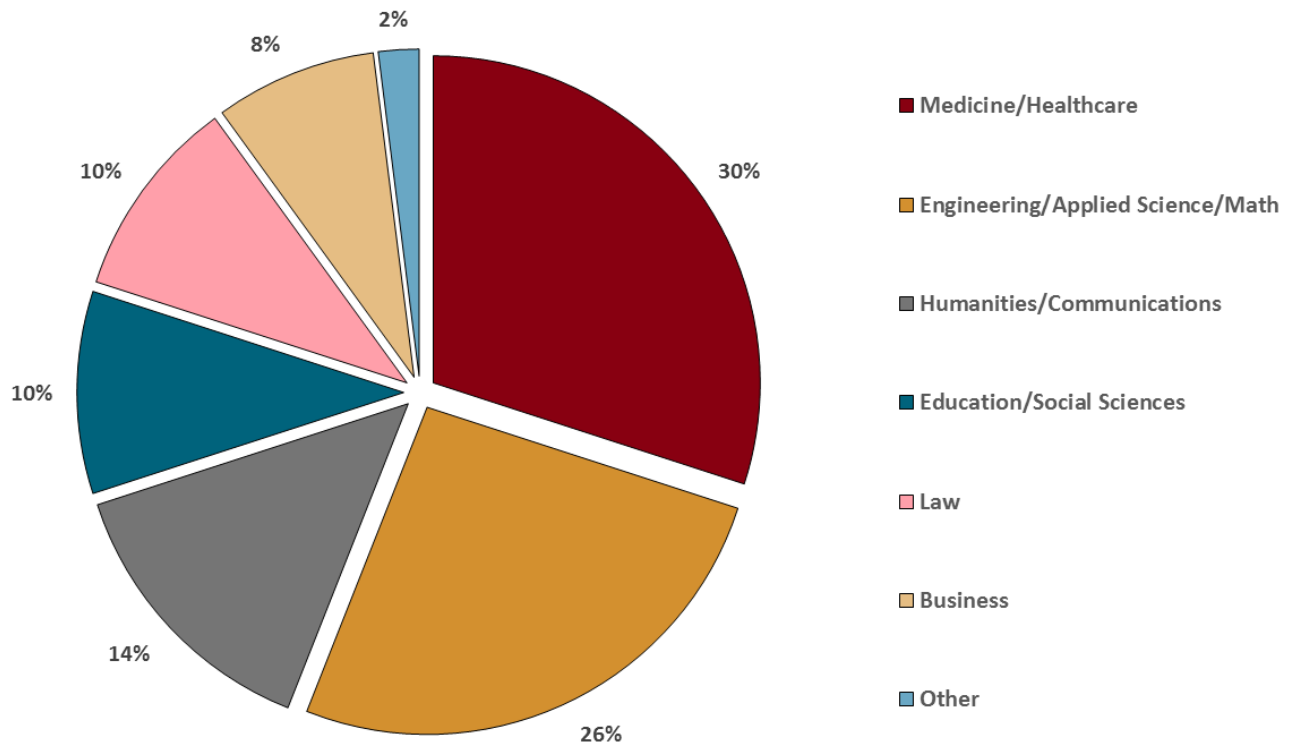
- This was an optional question; these figures represent only the members of the Class of 2019 who chose to report their salary information in the survey.



Class of 2019 Salary Range Summary

Graduate Field of Study

- Reported post-graduate fields of study were Medicine/Health (30%), Engineering/Applied Science (26%), Humanities/Communications (14%), Education/Social Science (10%), and Law (10%)



Class of 2019 Graduate Field of Study Summary

Graduate Programs

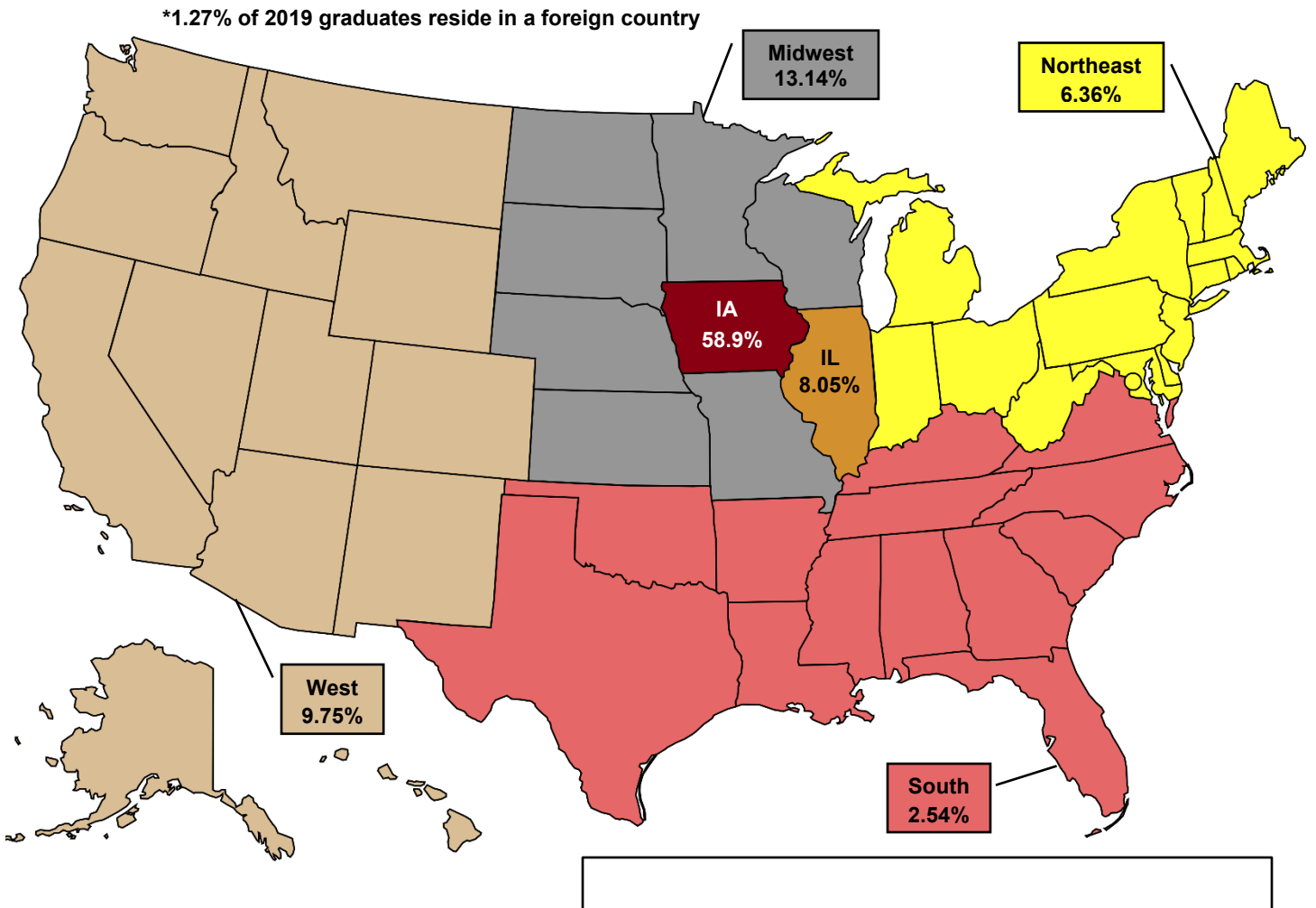
Agriculture & Environmental Chemistry	Strategic Leadership
Applied Economics	Material Science
Astronomy & Astrophysics	Medical School
Biomedical Engineering	Microbiology
Biostatistics	Narrative Studies
Chemical Engineering	Organic Chemistry
Classical Studies	Physical Therapy
Computer Science	Physics
Creative Writing	Public Health
Electrical Engineering	Rehabilitation Counseling
International Affairs	School Counseling
Journalism	Social Work
Law	Sports & Recreation Management
Linguistics	Urban and Regional Planning
Business Administration	Writing and Publishing

Graduate Schools

Arizona State University	University of Minnesota
Boise State University	University of New Hampshire
Bryn Mawr College	University of California Davis
Drake Law School	University of Arizona
Eastern Washington University	University of Chicago
Emory University	University of Colorado Boulder
Idaho College of Osteopathic Medicine	University of Hong Kong
Indiana University	University of Illinois at Chicago
Leeds Beckett University	University of Illinois Urbana-Champaign
Marquette University	University of Iowa
Mercy College of Health Sciences	University of Maryland
Michigan State University	University of Memphis
Mitchell Hamline School of Law	University of Michigan
Mount Mercy University	University of Minnesota
New York University	University of San Francisco
Southeast Missouri State University	University of St. Thomas
St. Ambrose University	University of Wisconsin Madison
St. Cloud State University	Vermont College of Fine Arts
Syracuse University	Washington University

Post-Graduation Residence

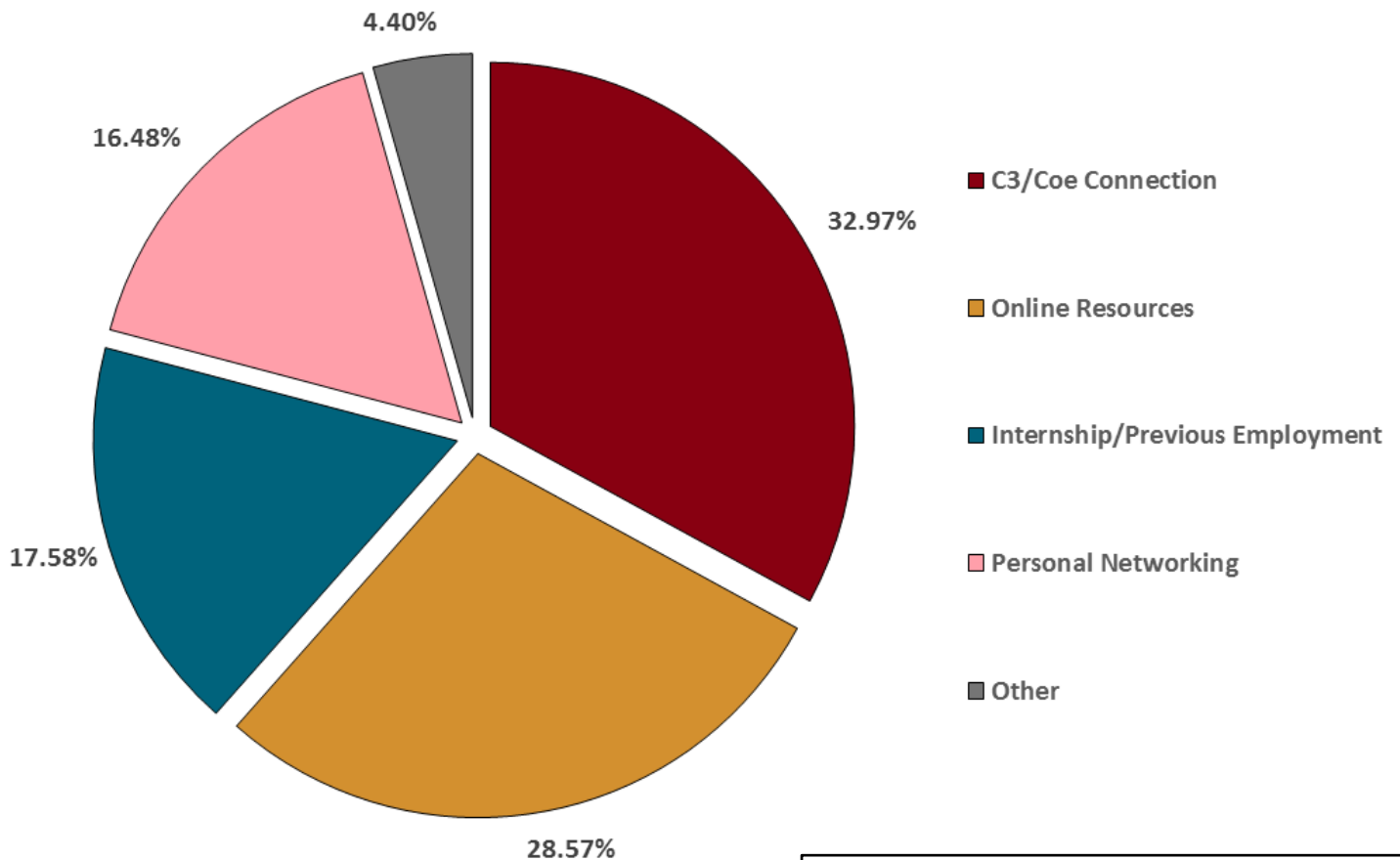
- 58.9% of the Class of 2019 reported staying in Iowa to live, work or go to graduate/professional school.
- 43.22% are living and working in the Creative Corridor (Cedar Rapids/Iowa City area).



Additional Data Points

Job Lead Sources

- Of those responding to this set of questions, 32.97% said they found their job through C3 or a Coe connection.
 - **C3/Coe Connection:** *Alumni contact, Coe faculty or staff referral, Handshake, Coe recruiting event or career fair.*
 - **Online Resources:** *Website job posting, employer website, social media (LinkedIn, Twitter, Facebook, etc.).*
 - **Internship/Previous Employment:** *Conversion of volunteer position, internship, part-time, or seasonal job to a full-time job, employer referral.*
 - **Personal Networking:** *Family or friend contact, unsolicited resume submission.*
 - **Other:** *Print ad/flyer, employment agency, self-employment.*



Class of 2019 Job Lead Source Summary

C3: Creativity, Careers, Community collected and compiled information about the post-graduation activities of the Class of 2019 within 6-9 months of graduation. We gained knowledge of 236 of the 288 total graduates (approximately 81.9% of the class) through the Senior Survey (May 2019), the First Destination Survey (Dec 2019), or through sources such as social networking websites and information from Coe faculty and staff.

Questions related to this report may be directed to the Coe College C3: Creativity, Careers, Community.

Coe College C3: Creativity, Careers, Community
McCabe Hall
1220 First Avenue NE
Cedar Rapids, IA 52402 USA
319-399-8581

<https://www.coe.edu/academics/coe-difference-centers-and-programs/center-creativity-careers>

March 2020